

**QATAR GAS TRANSPORT COMPANY LIMITED  
(NAKILAT) (QPSC)  
DOHA - QATAR**

**CONSOLIDATED FINANCIAL STATEMENTS  
FOR THE YEAR ENDED DECEMBER 31, 2021  
TOGETHER WITH  
INDEPENDENT AUDITOR'S REPORT**

**QATAR GAS TRANSPORT COMPANY LIMITED (NAKILAT) (QPSC)  
DOHA – QATAR**

**CONSOLIDATED FINANCIAL STATEMENTS  
FOR THE YEAR ENDED DECEMBER 31, 2021**

<b>Contents</b>	<b>Page(s)</b>
Independent Auditor’s Report	1-7
<b>Consolidated Financial Statements</b>	
Consolidated Statement of Financial Position	8-9
Consolidated Statement of Income	10
Consolidated Statement of Comprehensive Income	11
Consolidated Statement of Changes in Equity	12
Consolidated Statement of Cash Flows	13
Notes to the Consolidated Financial Statements	14 – 45

## INDEPENDENT AUDITOR'S REPORT TO THE SHAREHOLDERS OF QATAR GAS TRANSPORT COMPANY LIMITED ("NAKILAT") (QPSC)

### Report on the audit of the consolidated financial statements

#### Opinion

We have audited the consolidated financial statements of Qatar Gas Transport Company Limited ("Nakilat") (QPSC) (the "Company"), and its subsidiaries (together referred as the "Group"), which comprise the consolidated statement of financial position as at 31 December 2021, and the consolidated statement of income, consolidated statement of comprehensive income, consolidated statement of changes in equity and consolidated statement of cash flows for the year then ended, and notes to the consolidated financial statements, including a summary of significant accounting policies.

In our opinion, the accompanying consolidated financial statements present fairly, in all material respects, the consolidated financial position of the Group as at 31 December 2021 and its consolidated financial performance and its consolidated cash flows for the year then ended in accordance with International Financial Reporting Standards (IFRSs).

#### Basis for Opinion

We conducted our audit in accordance with International Standards on Auditing (ISAs). Our responsibilities under those standards are further described in the *Auditor's responsibilities for the audit of the consolidated financial statements* section of our report. We are independent of the Group in accordance with the International Ethics Standards Board for Accountants' *International Code of Ethics for Professional Accountants (including International Independence Standards)* (IESBA Code) together with the ethical requirements that are relevant to our audit of the consolidated financial statements in the State of Qatar, and we have fulfilled our other ethical responsibilities in accordance with these requirements and the IESBA Code. We believe that the audit evidence we have obtained is sufficient and appropriate to provide a basis for our opinion.

#### Other Matter

The consolidated financial statements of the Group for the year ended 31 December 2020 were audited by another auditor who expressed an unmodified opinion on those statements on 7 February 2021.

#### Key Audit Matters

Key audit matters are those matters that, in our professional judgment, were of most significance in our audit of the consolidated financial statements of the current year. These matters were addressed in the context of our audit of the consolidated financial statements as a whole, and in forming our opinion thereon, and we do not provide a separate opinion on these matters. For each matter below our description of how our audit addressed the matter is provided in that context.

We have fulfilled the responsibilities described in the *Auditor's responsibilities for the audit of the consolidated financial statements* section of our report, including in relation to these matters. Accordingly, our audit included the performance of procedures designed to respond to our assessment of the risks of material misstatement of the consolidated financial statements. The results of our audit procedures, including the procedures performed to address the matters below, provide the basis for our audit opinion on the accompanying consolidated financial statements.

**INDEPENDENT AUDITOR'S REPORT TO THE SHAREHOLDERS OF  
QATAR GAS TRANSPORT COMPANY LIMITED ("NAKILAT") (QPSC) (CONTINUED)**

**Report on the audit of the consolidated financial statements (continued)**

**Key Audit Matters (continued)**

Key audit matter	How our audit addresses the key audit matter
<i>Fair valuation and hedge effectiveness of cash flow hedges</i>	
<p>The Group entered into a number of interest rate swaps agreements to hedge its exposure to interest rate risk. These hedge transactions gave rise to derivative financial liabilities of QR 1,986,150 thousand (2020: QR 2,762,905 thousand). This represents 8.4% of the Group's total liabilities, hence a material portion of the consolidated financial position. The net movement of cashflow hedge reserve for the year is QR 776,756 thousand, which is recorded in other comprehensive income.</p> <p>The hedging instruments are required to be fair valued at each reporting date. The valuation of the hedging instruments and forming a conclusion that hedge continues to be effective involve a significant degree of complexity and judgement, hence, we considered this to be a key audit matter.</p> <p>Information regarding the Hedging reserve is included in Note 12 to the consolidated financial statements.</p>	<ul style="list-style-type: none"> <li>• We assessed whether the hedge instruments are correctly classified as cash flow hedges by reference to the requirements of the relevant accounting standards.</li> <li>• We tested management's hedge documentation and contracts on a sample basis.</li> <li>• We involved our own valuation specialists to assist us in challenging the valuations produced by the Group and assessing the appropriateness of the hedge effectiveness methodology on sample basis.</li> <li>• We re-confirmed the counter parties' valuation from an independent source on a sample basis; and</li> <li>• We evaluated the adequacy of the disclosures in the consolidated financial statements including disclosures of key assumptions, judgments and sensitivities.</li> </ul>

**INDEPENDENT AUDITOR'S REPORT TO THE SHAREHOLDERS OF  
QATAR GAS TRANSPORT COMPANY LIMITED ("NAKILAT") (QPSC) (CONTINUED)**

**Report on the audit of the consolidated financial statements (continued)**

**Key Audit Matters (continued)**

Key audit matter	How our audit addresses the key audit matter
<i>Carrying value of property and equipment</i>	
<p>The carrying value of the Group's property and equipment as at 31 December 2021 was QR 22,266,476 thousands (2020: QR 23,161,192 thousands) and the related depreciation charge for the year was QR 901,413 thousands (2020: QR 905,922 thousands) respectively. This represents 68.9% and 66.5% of the Group's total assets and the net profit respectively, hence a material portion of the consolidated financial position and consolidated income.</p> <p>The useful life of the vessels including estimation of residual values for the purpose of depreciation charge are reviewed annually by the management, along with whether there are any indicators of impairment present with reference to the available facts and circumstances.</p> <p>This involves a significant degree of management judgement and estimates, hence, we considered this to be a key audit matter.</p> <p>Information regarding the property and equipment is included in Note 4 to the consolidated financial statements.</p>	<ul style="list-style-type: none"> <li>• We obtained understanding on the design and implementation of key controls around the processes of estimating useful lives and residual values;</li> <li>• We assessed the reasonableness of Group management's assertions and estimates regarding estimated useful lives and residual values based on our knowledge and experience of the industry; and</li> <li>• We challenged the Group's assessment of possible internal and external indicators of impairment in relation to the vessels, such as obsolescence, decline in market values, operating losses etc., based on our knowledge and experience of the industry and understanding of the charter hire agreements.</li> </ul>



**INDEPENDENT AUDITOR'S REPORT TO THE SHAREHOLDERS OF  
QATAR GAS TRANSPORT COMPANY LIMITED ("NAKILAT") (QPSC) (CONTINUED)**

**Report on the audit of the consolidated financial statements (continued)**

**Key Audit Matters (continued)**

<b>Key audit matter</b>	<b>How our audit addresses the key audit matter</b>
<i>Investments in joint ventures</i>	
<ul style="list-style-type: none"> <li>• the Company has investments in number of joint ventures whose operations are spread across Qatar and outside Qatar.</li> <li>• the carrying value of investments in joint ventures and the Company's share of results in the joint ventures represent 15.1% and 36.4% of the Group's total assets and the net profit respectively, hence a material portion of the consolidated financial position and consolidated income.</li> </ul>	<ul style="list-style-type: none"> <li>• We assessed the audited financial information submitted by the joint ventures for consistency with the accounting policies of the Group;</li> <li>• We obtained the Group's joint ventures accounting schedule to confirm whether the Group's interests in the profits, other comprehensive income and net assets were accounted in accordance with the Group's participatory interests in the joint ventures; and</li> <li>• We assessed the adequacy of the Group's disclosures in relation to the investments in joint ventures by reference to the requirements of the relevant accounting standards.</li> </ul>

**Other Information Included in the Group's 2021 Annual Report**

Other information consists of the information included in the Annual Report, other than the consolidated financial statements and our auditor's report thereon. Management is responsible for the other information.

The Annual Report is expected to be made available to us after the date of this auditor's report. Our opinion on the consolidated financial statements does not cover the other information and we do not express any form of assurance conclusion thereon.

In connection with our audit of the consolidated financial statements, our responsibility is to read the other information and, in doing so, consider whether the other information is materially inconsistent with the consolidated financial statements or our knowledge obtained in the audit or otherwise appears to be materially misstated. If, based on the work we have performed, we conclude that there is a material misstatement of this other information, we are required to report that fact.

**INDEPENDENT AUDITOR'S REPORT TO THE SHAREHOLDERS OF  
QATAR GAS TRANSPORT COMPANY LIMITED ("NAKILAT") (QPSC) (CONTINUED)**

**Report on the audit of the consolidated financial statements (continued)**

**Responsibilities of Management and Board of Directors for the Consolidated Financial Statements**

Management of the Company is responsible for the preparation and fair presentation of the consolidated financial statements in accordance with IFRSs, and for such internal control as management determines is necessary to enable the preparation of consolidated financial statements that are free from material misstatement, whether due to fraud or error.

In preparing the consolidated financial statements, management is responsible for assessing the Group's ability to continue as a going concern, disclosing, as applicable, matters related to going concern and using the going concern basis of accounting unless management either intends to liquidate the Group or to cease operations, or has no realistic alternative but to do so.

The Board of Directors is responsible for overseeing the Group's financial reporting process.

**Auditor's responsibilities for the audit of the consolidated financial statements**

Our objectives are to obtain reasonable assurance about whether the consolidated financial statements as a whole are free from material misstatement, whether due to fraud or error, and to issue an auditor's report that includes our opinion. Reasonable assurance is a high level of assurance but is not a guarantee that an audit conducted in accordance with ISAs will always detect a material misstatement when it exists. Misstatements can arise from fraud or error and are considered material if, individually or in the aggregate, they could reasonably be expected to influence the economic decisions of users taken on the basis of these consolidated financial statements.

As part of an audit in accordance with ISAs, we exercise professional judgment and maintain professional skepticism throughout the audit. We also:

- Identify and assess the risks of material misstatement of the consolidated financial statements, whether due to fraud or error, design and perform audit procedures responsive to those risks, and obtain audit evidence that is sufficient and appropriate to provide a basis for our opinion. The risk of not detecting a material misstatement resulting from fraud is higher than for one resulting from error, as fraud may involve collusion, forgery, intentional omissions, misrepresentations, or the override of internal control.
- Obtain an understanding of internal control relevant to the audit in order to design audit procedures that are appropriate in the circumstances, but not for the purpose of expressing an opinion on the effectiveness of the Group's internal control.
- Evaluate the appropriateness of accounting policies used and the reasonableness of accounting estimates and related disclosures made by management.

**INDEPENDENT AUDITOR'S REPORT TO THE SHAREHOLDERS OF  
QATAR GAS TRANSPORT COMPANY LIMITED ("NAKILAT") (QPSC) (CONTINUED)**

**Report on the audit of the consolidated financial statements (continued)**

**Auditor's responsibilities for the audit of the consolidated financial statements (continued)**

- Conclude on the appropriateness of management's use of the going concern basis of accounting and, based on the audit evidence obtained, whether a material uncertainty exists related to events or conditions that may cast significant doubt on the Group's ability to continue as a going concern. If we conclude that a material uncertainty exists, we are required to draw attention in our auditor's report to the related disclosures in the consolidated financial statements or, if such disclosures are inadequate, to modify our opinion. Our conclusions are based on the audit evidence obtained up to the date of our auditor's report. However, future events or conditions may cause the Group to cease to continue as a going concern.
- Evaluate the overall presentation, structure and content of the consolidated financial statements, including the disclosures, and whether the consolidated financial statements represent the underlying transactions and events in a manner that achieves fair presentation.
- Obtain sufficient appropriate audit evidence regarding the financial information of the entities or business activities within the Group to express an opinion on the consolidated financial statements. We are responsible for the direction, supervision and performance of the group audit. We remain solely responsible for our audit opinion.

We communicate with Board of Directors regarding, among other matters, the planned scope and timing of the audit and significant audit findings, including any significant deficiencies in internal control that we identify during our audit.

We also provide the Board of Directors with a statement that we have complied with relevant ethical requirements regarding independence, and to communicate with them all relationships and other matters that may reasonably be thought to bear on our independence, and where applicable, actions taken to eliminate threats or safeguards applied.

From the matters communicated with Board of Directors, we determine those matters that were of most significance in the audit of the consolidated financial statements of the current period and are therefore the key audit matters. We describe these matters in our auditor's report unless law or regulation precludes public disclosure about the matter or when, in extremely rare circumstances, we determine that a matter should not be communicated in our report because the adverse consequences of doing so would reasonably be expected to outweigh the public interest benefits of such communication.



**INDEPENDENT AUDITOR'S REPORT TO THE SHAREHOLDERS OF  
QATAR GAS TRANSPORT COMPANY LIMITED ("NAKILAT") (QPSC) (CONTINUED)**

**Report on the audit of the consolidated financial statements (continued)**

**Auditor's responsibilities for the audit of the consolidated financial statements (continued)**

**Report on Legal and Other Regulatory Requirements**

Furthermore, in our opinion, proper books of account have been kept by the Company, an inventory count has been conducted in accordance with established principles and the consolidated financial statements comply with the Qatar Commercial Companies' Law No. 11 of 2015 (as amended by Law No.8 of 2021) and the Company's Articles of Association. We have obtained all the information and explanations we required for the purpose of our audit, and are not aware of any violations of the above mentioned law or the Articles of Association having occurred during the year, which might have had a material adverse effect on the Group's financial position or performance.

*Ahmed Sayed*  
Ahmed Sayed  
of Ernst and Young  
Auditor's Registration No. 326

Date: 6 February 2022  
Doha



QATAR GAS TRANSPORT COMPANY LIMITED (NAKILAT) (QPSC)  
DOHA – QATAR  
CONSOLIDATED STATEMENT OF FINANCIAL POSITION  
AS OF DECEMBER 31, 2021  
(Amount Expressed in Thousands of Qatari Riyals)

	<u>Note</u>	<u>December 31, 2021</u>	<u>December 31, 2020</u>
<b><u>ASSETS</u></b>			
<b>Non-Current Assets:</b>			
Property and equipment	4	22,266,476	23,161,192
Investment in joint venture companies	5	4,900,345	4,193,685
Loans to joint venture companies	6	668,519	1,270,571
Equity investments	7	162,702	120,386
<b>Total Non-Current Assets</b>		<u>27,998,042</u>	<u>28,745,834</u>
<b>Current Assets:</b>			
Inventories		28,731	36,639
Trade and other receivables	8	775,086	788,952
Due from joint venture companies	17(b)	69,456	85,885
Cash and bank balances	9	3,439,310	2,995,463
<b>Total Current Assets</b>		<u>4,312,583</u>	<u>3,906,939</u>
<b>Total Assets</b>		<u>32,310,625</u>	<u>32,652,773</u>

The accompanying notes 1-28 form an integral part of these consolidated financial statements.

ERNST & YOUNG  
Doha - Qatar

06 FEB 2022


Stamped for Identification  
Purposes Only

QATAR GAS TRANSPORT COMPANY LIMITED (NAKILAT) (QPSC)  
DOHA – QATAR  
CONSOLIDATED STATEMENT OF FINANCIAL POSITION (CONTINUED)  
AS OF DECEMBER 31, 2021  
(Amount Expressed in Thousands of Qatari Riyals)

	<u>Note</u>	<u>December 31, 2021</u>	<u>December 31, 2020</u>
<b><u>EQUITY AND LIABILITIES</u></b>			
<b>EQUITY:</b>			
Share capital	10	5,540,264	5,538,780
Legal reserve	11	1,212,758	1,077,411
Fair value reserve		51,289	8,973
Proposed cash dividend	10.1	664,832	609,429
Retained earnings		3,313,455	2,794,002
<b>Equity before hedging reserve and non-controlling interests</b>		<b>10,782,598</b>	<b>10,028,595</b>
<b>Hedging reserve</b>	<b>12</b>	<b>(2,018,752)</b>	<b>(2,931,097)</b>
<b>Equity after hedging reserve and before non-controlling interests</b>		<b>8,763,846</b>	<b>7,097,498</b>
<b>Non-Controlling Interests</b>		<b>7,644</b>	<b>6,889</b>
<b>LIABILITIES:</b>			
<b>Non-Current Liabilities:</b>			
Borrowings	13	18,142,697	19,834,726
Fair value of interest rate swaps	14	1,407,640	2,605,583
Lease liability		46,526	57,581
Provision for employees' end of service benefits		35,020	33,678
Other liabilities	15.1	211,963	244,518
<b>Total Non-Current Liabilities</b>		<b>19,843,846</b>	<b>22,776,086</b>
<b>Current Liabilities:</b>			
Borrowings	13	1,707,139	1,164,764
Fair value of interest rate swaps	14	578,510	157,322
Lease liability		5,787	8,088
Accounts payable and accruals	15	1,402,924	1,439,557
Due to joint venture companies	17(b)	929	2,569
<b>Total Current Liabilities</b>		<b>3,695,289</b>	<b>2,772,300</b>
<b>Total Equity and Liabilities</b>		<b>32,310,625</b>	<b>32,652,773</b>




These consolidated financial statements were approved by the Board of Directors and were signed on its behalf by the following on February 06, 2022.

  
Dr. Mohammed Bin Saleh Al Sada  
Chairman

  
Ahmad Saif Al-Sulaiti  
Vice Chairman

  
Abdullah Fadhalah Al-Sulaiti  
Chief Executive Officer

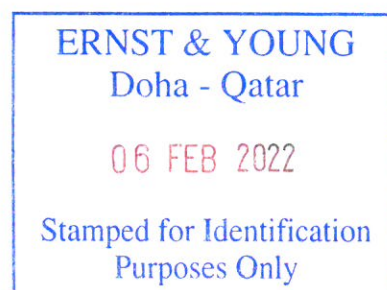
The accompanying notes 1-28 form an integral part of these consolidated financial statements.



**QATAR GAS TRANSPORT COMPANY LIMITED (NAKILAT) (QPSC)**  
**DOHA – QATAR**  
**CONSOLIDATED STATEMENT OF INCOME**  
**FOR THE YEAR ENDED DECEMBER 31, 2021**  
**(Amount Expressed in Thousands of Qatari Riyals)**

	<u>Note</u>	<b>For the Year Ended December 31, 2021</b>	<b>For the Year Ended December 31, 2020</b>
<b>Income:</b>			
Revenue from wholly owned vessels		<b>3,541,032</b>	3,517,567
Share of results from joint ventures	5	<b>493,560</b>	390,142
Income from marine and agency services		<b>49,086</b>	46,307
Interest income on loans to joint ventures	17(a)	<b>35,201</b>	26,791
Interest, dividend and other income		<b>23,084</b>	35,777
<b>Total Income</b>		<b><u>4,141,963</u></b>	<u>4,016,584</u>
<b>Expenses:</b>			
Operating costs	25	<b>(746,303)</b>	(733,561)
General and administrative	26	<b>(97,318)</b>	(93,448)
Depreciation of property and equipment	4	<b>(895,351)</b>	(891,491)
Finance charges		<b>(1,048,767)</b>	(1,137,228)
<b>Total Expenses</b>		<b><u>(2,787,739)</u></b>	<u>(2,855,728)</u>
<b>Profit for the year</b>		<b><u>1,354,224</u></b>	<u>1,160,856</u>
<b>Attributable to:</b>			
Owners of the Company		<b>1,353,469</b>	1,160,213
Non-controlling interests		<b>755</b>	643
<b>Total</b>		<b><u>1,354,224</u></b>	<u>1,160,856</u>
Basic and diluted earnings per share (expressed in QR per share)	19	<b><u>0.24</u></b>	<u>0.21</u>


The accompanying notes 1-28 form an integral part of these consolidated financial statements.



**QATAR GAS TRANSPORT COMPANY LIMITED (NAKILAT) (QPSC)**  
**DOHA – QATAR**  
**CONSOLIDATED STATEMENT OF COMPREHENSIVE INCOME**  
**FOR THE YEAR ENDED DECEMBER 31, 2021**  
**(Amount Expressed in Thousands of Qatari Riyals)**

	<b>Note</b>	<b>For the Year Ended December 31, 2021</b>	<b>For the Year Ended December 31, 2020</b>
<b>Profit for the year</b>		<b>1,354,224</b>	1,160,856
<b>Other comprehensive income / (loss)</b>			
<i>Items that will not be reclassified to statement of income:</i>			
Changes in fair value of equity investments-at FVOCI	7	42,316	7,349
<i>Items that may be reclassified subsequently to statement of income</i>			
Changes in fair value of cash flow hedging derivatives		776,756	(286,212)
Group's share of joint ventures' changes in fair value of cash flow hedging derivatives		135,589	(52,033)
<b>Total comprehensive income for the year</b>		<b>2,308,885</b>	<b>829,960</b>
<b>Total comprehensive income for the year attributable to:</b>			
Owners of the Company		2,308,130	829,317
Non-controlling interests		755	643
<b>Total</b>		<b>2,308,885</b>	<b>829,960</b>

The accompanying notes 1-28 form an integral part of these consolidated financial statements.





QATAR GAS TRANSPORT COMPANY LIMITED (NAKILAT) (QPSC)  
DOHA – QATAR  
CONSOLIDATED STATEMENT OF CHANGES IN EQUITY  
FOR THE YEAR ENDED DECEMBER 31, 2021  
(Amount Expressed in Thousands of Qatari Riyals)

	Share Capital	Legal Reserve	Fair Value Reserve	Proposed Cash Dividend	Retained Earnings	Equity Before Hedging Reserve and Non- Controlling Interests	Hedging Reserve	Non- Controlling Interests
<b>Balance as of January 01, 2020</b>	5,538,778	961,389	1,624	554,026	2,388,245	9,444,062	(2,592,852)	6,246
Profit for the year 2020	-	-	-	-	1,160,213	1,160,213	-	643
Other comprehensive income for the year 2020:								
-Changes in fair value of equity investments -at FVOCI	-	-	7,349	-	-	7,349	-	-
-Changes in fair value of cash flow hedging derivatives	-	-	-	-	-	-	(286,212)	-
-Group's share of joint ventures' changes in fair value of cash flow hedging derivatives	-	-	-	-	-	-	(52,033)	-
Total comprehensive income for the year 2020	-	-	7,349	-	1,160,213	1,167,562	(338,245)	643
Transfer to legal reserve	-	116,022	-	-	(116,022)	-	-	-
Social and sports fund contribution 2020 (note 16)	-	-	-	-	(29,005)	(29,005)	-	-
Dividend declared for 2019 (note 10.1)	-	-	-	(554,026)	-	(554,026)	-	-
Proposed cash dividend for 2020 (note 10.1)	-	-	-	609,429	(609,429)	-	-	-
Proceeds from issue of shares against capital	2	-	-	-	-	2	-	-
<b>Balance as of December 31, 2020</b>	5,538,780	1,077,411	8,973	609,429	2,794,002	10,028,595	(2,931,097)	6,889
Profit for the year 2021	-	-	-	-	1,353,469	1,353,469	-	755
Other comprehensive income for the year 2021:								
-Changes in fair value of equity investments -at FVOCI	-	-	42,316	-	-	42,316	-	-
-Changes in fair value of cash flow hedging derivatives	-	-	-	-	-	-	776,756	-
-Group's share of joint ventures' changes in fair value of cash flow hedging derivatives	-	-	-	-	-	-	135,589	-
Total comprehensive income for the year 2021	-	-	42,316	-	1,353,469	1,395,785	912,345	755
Transfer to legal reserve	-	135,347	-	-	(135,347)	-	-	-
Social and sports fund contribution 2021 (note 16)	-	-	-	-	(33,837)	(33,837)	-	-
Dividend declared for 2020 (note 10.1)	-	-	-	(609,429)	-	(609,429)	-	-
Proposed cash dividend for 2021 (note 10.1)	-	-	-	664,832	(664,832)	-	-	-
Proceeds from issue of shares against capital	1,484	-	-	-	-	1,484	-	-
<b>Balance as of December 31, 2021</b>	5,540,264	1,212,758	51,289	664,832	3,313,455	10,782,598	(2,018,752)	7,644

The accompanying notes 1-28 form an integral part of these consolidated financial statements.

**QATAR GAS TRANSPORT COMPANY LIMITED (NAKILAT) (QPSC)**  
**DOHA – QATAR**  
**CONSOLIDATED STATEMENT OF CASH FLOWS**  
**FOR THE YEAR ENDED DECEMBER 31, 2021**  
**(Amount Expressed in Thousands of Qatari Riyals)**

	<b>Note</b>	<b>For the year ended December 31, 2021</b>	<b>For the year ended December 31, 2020</b>
<b>Cash Flows from Operating Activities:</b>			
Profit for the year		1,354,224	1,160,856
Adjustments for:			
Depreciation of property and equipment	4	895,351	891,491
Finance charges		1,048,767	1,137,228
IFRS 16 lease classification		7,951	17,591
Share of results from joint ventures	5	(493,560)	(390,142)
Interest income on loans to joint ventures	17(a)	(35,201)	(26,791)
Interest, dividend and other income		(23,084)	(35,777)
Gain on derecognition of lease liability		(537)	(5,706)
Provision for slow moving inventory		9,710	-
Provision for bad debts /expected credit loss		3,785	2,147
Provision for employees' end of service benefits		4,705	5,868
		<u>2,772,111</u>	<u>2,756,765</u>
<b>Working Capital Changes:</b>			
Inventories		(1,802)	(4,681)
Trade and other receivables		11,983	205,672
Accounts payable and accruals		(14,964)	(114,746)
Other liabilities		(32,555)	116,774
Due from joint venture companies		13,499	8,388
Due to joint venture companies		(1,640)	(5,931)
Cash generated from operations		<u>2,746,632</u>	<u>2,962,241</u>
Finance charges paid		(1,035,428)	(1,129,425)
Employees' end of service benefits paid		(3,363)	(1,912)
<b>Net Cash from Operating Activities</b>		<u>1,707,841</u>	<u>1,830,904</u>
<b>Cash Flows from Investing Activities:</b>			
Loans to joint venture companies-net		592,462	(1,055,123)
Additional investment in a joint venture	5	(199,874)	(27,311)
Dividend income received from joint ventures	5	149,782	720,395
Acquisition of property and equipment	4	(14,237)	(116,718)
Investment income received		59,313	56,395
Time deposits maturing after 90 days		(666,234)	(25,384)
Changes in restricted cash		(4,819)	-
<b>Net Cash Used in Investing Activities</b>		<u>(83,607)</u>	<u>(447,746)</u>
<b>Cash Flows from Financing Activities:</b>			
Proceeds from issue of shares against capital		1,484	2
Dividend paid to shareholders		(636,901)	(537,304)
Unpaid dividend transferred to separate bank account		(16,577)	(25,196)
Payment of lease liability		(7,167)	(15,309)
Costs incurred for new financing		(18)	(5,699)
Proceeds from borrowings		-	910,383
Repayments of borrowings		(1,164,764)	(1,162,135)
<b>Net Cash Used in Financing Activities</b>		<u>(1,823,943)</u>	<u>(835,258)</u>
<b>Net (Decrease) /Increase in Cash and Cash Equivalents</b>		<u>(199,709)</u>	<u>547,900</u>
<b>Cash and Cash Equivalents at Beginning of the Year</b>		<u>1,600,675</u>	<u>1,052,775</u>
<b>Cash and Cash Equivalents at End of the Year</b>	<b>9.1</b>	<u>1,400,966</u>	<u>1,600,675</u>

The accompanying notes 1-28 form an integral part of these consolidated financial statements.

**QATAR GAS TRANSPORT COMPANY LIMITED (NAKILAT) (QPSC)**  
**DOHA – QATAR**  
**NOTES TO THE CONSOLIDATED FINANCIAL STATEMENTS**  
**FOR THE YEAR ENDED DECEMBER 31, 2021**  
**(Amount Expressed in Thousands of Qatari Riyals)**

**1. Reporting Entity:**

Qatar Gas Transport Company Limited (Nakilat) (QPSC) (“QGTC” or “the Company”) is a Public Shareholding Company, incorporated in the State of Qatar on June 9, 2004, under Commercial Registration Number 28566 issued by the Ministry of Economy and Commerce. The shares of the Company started trading in the Qatar Exchange on April 7, 2005.

The main purpose of the Company is to work in the industry of gas transport either through direct acquisition of ocean going vessels or by investing in joint ventures with other parties.

The Company operates either directly or through its subsidiaries and joint venture companies (collectively referred to as the “Group”). The operations of the Group are conducted within the economic environment in the State of Qatar.

Although most of the joint venture entities are located abroad, their trading activities are mainly derived from contracts with local companies in Qatar. The Group can be therefore viewed to provide services within the same economic environment and subject to the same economic risk.

**2. Application of new and revised International Financial Reporting Standards (IFRSs):**

**2.1 New and amended standards and interpretations adopted by the Group**

The accounting policies adopted in the preparation of the consolidated financial statements are consistent with those followed in the preparation of the Group’s annual consolidated financial statements for the year ended 31 December 2020, except for the adoption of new standards and interpretations effective during the year as follows.

***Standards and interpretations***

- Interest Rate Benchmark Reform – Phase 2 – Amendments to IFRS 9, IAS 39, IFRS 7, IFRS 4 and IFRS 16
- Covid-19-Related Rent Concessions beyond 30 June 2021 Amendment to IFRS 16

The adoption of new and amended standards and interpretations do not have a material impact on the consolidated financial statements of the Group.

**2.2 Standards, amendments and interpretations issued but not yet effective**

The standards, amendments and interpretations that are issued, but not yet effective, up to the date of issuance of the Group’s consolidated financial statements are disclosed below. The Group intends to adopt these standards, amendments and interpretations if applicable, when they become effective.

<b><i>Standards, amendments and Interpretations</i></b>	<b><i>Effective dates</i></b>
IFRS 17 Insurance Contracts	1 January 2023
Amendments to IAS 1: Classification of Liabilities as Current or Non-current	1 January 2023
Reference to the Conceptual Framework – Amendments to IFRS 3	1 January 2022
Property, Plant and Equipment: Proceeds before Intended Use – Amendments to IAS 16	1 January 2022
Onerous Contracts – Costs of Fulfilling a Contract – Amendments to IAS 37	1 January 2022
IFRS 1 First-time Adoption of International Financial Reporting Standards – Subsidiary as a first-time adopter	1 January 2022
IFRS 9 Financial Instruments – Fees in the ‘10 per cent’ test for derecognition of financial liabilities	1 January 2022
IAS 41 Agriculture – Taxation in fair value measurements	1 January 2022
Definition of Accounting Estimates - Amendments to IAS 8	1 January 2023
Disclosure of Accounting Policies - Amendments to IAS 1 and IFRS Practice Statement 2	1 January 2023

**QATAR GAS TRANSPORT COMPANY LIMITED (NAKILAT) (QPSC)**  
**DOHA – QATAR**  
**NOTES TO THE CONSOLIDATED FINANCIAL STATEMENTS**  
**FOR THE YEAR ENDED DECEMBER 31, 2021**  
**(Amount Expressed in Thousands of Qatari Riyals)**

---

**2. Application of new and revised International Financial Reporting Standards (IFRSs) (Continued):**

**2.2 New and amended standard not yet effective, but available for early adoption (continued)**

Management does not expect that the adoption of the above new and amended standards and the interpretation to a standard will have a significant impact on the Group's consolidated financial statements.

**3. Basis of Preparation and Significant Accounting Policies:**

**3.1 Basis of Preparation**

**a) Statement of compliance**

These consolidated financial statements of the Group have been prepared in accordance with the International Financial Reporting Standards (IFRS) issued by the International Accounting Standard Board (IASB) and in compliance with Qatar Commercial Law No. 11 of 2015, as applicable.

**b) Basis of measurement**

These consolidated financial statements have been prepared under the historical cost basis, except for equity investments and cash flow hedging derivatives which are carried at fair value.

Fair value is the price that would be received to sell an asset or paid to transfer a liability in an orderly transaction between market participants at the measurement date, regardless of whether that price is directly observable or estimated using another valuation technique.

**c) Functional and presentation currency**

The consolidated financial statements are presented in Qatari Riyals, which is also the Company's functional currency. All financial information presented in Qatari Riyals has been rounded to the nearest thousands, except when otherwise indicated.

**d) Use of estimates and judgments**

The preparation of the consolidated financial statements in conformity with IFRSs requires management to make judgments, estimates and assumptions that affect the application of accounting policies and the reported amounts of assets, liabilities, income and expenses. Actual results may differ from these estimates.

Estimates and underlying assumptions are reviewed on an ongoing basis. Revisions to accounting estimates are recognised in the period in which the estimates are revised and in any future periods affected.

The areas involving a higher degree of judgment or complexity, or areas where assumptions and estimates are significant to the consolidated financial statements are disclosed in **note 23** to these consolidated financial statements.

**3.2 Significant Accounting Policies**

The following significant accounting policies have been applied in the preparation of these consolidated financial statements.

**a) Basis of Consolidation**

The consolidated financial statements incorporate the financial statements of the Company and entities controlled by the Company (its subsidiaries) and its share of movements in equity of joint venture entities collectively referred to as the "Group". Refer to **notes no. 5 and 18** for details.

**QATAR GAS TRANSPORT COMPANY LIMITED (NAKILAT) (QPSC)**  
**DOHA – QATAR**  
**NOTES TO THE CONSOLIDATED FINANCIAL STATEMENTS**  
**FOR THE YEAR ENDED DECEMBER 31, 2021**  
**(Amount Expressed in Thousands of Qatari Riyals)**

---

**3 Basis of Preparation and Significant Accounting Policies (continued)**

**3.2 Significant Accounting Policies (continued)**

**a) Basis of Consolidation (continued)**

**i) Investment in Subsidiary Companies**

Subsidiaries are entities controlled by the Company. Control is achieved when the Company:

- has power over the investee;
- is exposed, or has rights to variable returns from its involvement with the investee; and
- has the ability to use its power to effect its returns.

Profit or loss and each component of other comprehensive income are attributed to the owners of the Company and to the non-controlling interests. Total comprehensive income of subsidiaries is attributed to the owners of the Company and to the non-controlling interest even if this results in the non-controlling interests having a deficit balance.

Where necessary, adjustments are made to the financial statements of the subsidiaries to bring their accounting policies into line with those used by other members of the Group. All intra-group assets, liabilities, equity, income, expenses and cash flows relating to transactions between entities in the Group are eliminated in full on consolidation.

**ii) Investment in Joint Ventures**

A joint venture is a joint arrangement whereby the parties that have joint control of the arrangement have rights to the net assets of the joint arrangement. Joint control is the contractually agreed sharing of control of an arrangement, which exists only when decisions about the relevant activities require unanimous consent of the parties sharing control.

The results and assets and liabilities of joint ventures are incorporated in these consolidated financial statements using the equity method of accounting. Under the equity method, an investment in a joint venture is initially recognised in the consolidated statement of financial position at cost and adjusted thereafter to recognise the Group's share of the profit or loss of the joint venture. When the Group's share of losses of a joint venture exceeds the Group's interest in that joint venture (which includes any long-term interests that, in substance, form part of the Group's net investment in the joint venture), the Group discontinues recognising its share of further losses. Additional losses are recognised only to the extent that the Group has incurred legal or constructive obligations or made payments on behalf of the joint venture. When necessary, the entire carrying amount of the investment is tested for impairment in accordance with IAS 36, Impairment of Assets as a single asset by comparing its recoverable amount (higher of value in use and fair value less costs to sell) with its carrying amount.

**b) Property and Equipment**

Property and equipment are stated at cost less accumulated depreciation and accumulated impairment losses if any. Cost includes expenditures that are directly attributable to the acquisition of the asset. The cost of self-constructed assets includes the cost of materials and direct labour, any other costs directly attributable to bringing the assets to a working condition for their intended use, including the capitalized borrowing costs. Purchased software that is integral to the functionality of the related equipment is capitalized as part of that equipment.

Expenditure incurred to replace a component of an item of property and equipment that is accounted for separately is capitalized and the carrying amount of the component that is replaced is written off. Other subsequent expenditure is capitalized only when it increases future economic benefits of the related item of property and equipment. All other expenditure is recognized in consolidated statement of income as the expense is incurred. An item of property and equipment is derecognized upon disposal or when no future economic benefits are expected from its use or disposal. Any gain or loss arising on derecognition of the asset is included in consolidated statement of income in the year the asset is derecognized. The carrying values of property and equipment are reviewed for impairment when events or changes in circumstances indicate that the carrying value of an asset may not be recoverable. If any such indication exists and where the carrying value of an asset exceeds the estimated recoverable amount, the asset is written down to its recoverable amount.

Dry-docking costs incurred on the vessels are capitalized and amortised over a period of five years.

Residual value of vessels is calculated based on the tonnage value of vessels.



**QATAR GAS TRANSPORT COMPANY LIMITED (NAKILAT) (QPSC)**  
**DOHA – QATAR**  
**NOTES TO THE CONSOLIDATED FINANCIAL STATEMENTS**  
**FOR THE YEAR ENDED DECEMBER 31, 2021**  
**(Amount Expressed in Thousands of Qatari Riyals)**

**3 Basis of Preparation and Significant Accounting Policies (continued)**

**3.2 Significant Accounting Policies (continued)**

**b) Property and Equipment (continued)**

Depreciation is charged following the straight-line method over the estimated useful lives of the related assets as follows:

Vessels	2.5%
Computer equipment	33.33%
Plant equipment	20%
Office equipment	15%
Telecom equipment	20%
Furniture and fixtures	15%
Vehicles	20%
Other assets	Up to 20%
Dry docking costs	20%

**Favorable and unfavorable lease assets**

Favorable and unfavorable lease terms consist of above and below market charters. When vessels are acquired with charters attached and the charter rate on such charters is above or below then-current market rates, fair value is allocated to these charters. The fair value is determined, where possible, using a third-party valuation of the vessel with and without the charter at the time of acquisition. If unavailable, the fair value is calculated as the present value of the difference between the contractual amount to be received over the term of the charter and management's estimate of the then-current market charter rate for an equivalent vessel at the time of acquisition. The asset or liability recorded is amortized over the remaining period of the charter.

**c) Borrowing costs**

Borrowing costs are finance and other costs that the Group incurs in connection with the borrowing of funds. Borrowing costs directly attributable to the acquisition and construction of qualifying assets, which are assets that take a substantial period of time to get ready for their intended use, are added to the cost of those assets, until such time as the assets are substantially ready for their intended use. Interest income earned on the temporary investment of the borrowings pending their expenditure on the qualifying assets is deducted from the borrowing costs eligible for capitalization. All the other borrowing costs are charged to consolidated statement of income.

**d) Financial Instruments**

**Recognition and initial measurement**

Trade receivables are initially recognised when they are originated. All other financial assets and financial liabilities are initially recognised when the Group becomes a party to the contractual provisions of the instrument.

A financial asset (unless it is a trade receivable without a significant financing component) or financial liability is initially measured at fair value plus, for an item not at FVTPL, transaction costs that are directly attributable to its acquisition. A trade receivable without a significant financing component is initially measured at the transaction price.

**Non-derivative financial assets and liabilities**

Non-derivative financial assets include equity investments, loans to joint ventures, trade and other receivables, due from joint venture companies and cash and bank balances. Non-derivative financial liabilities comprise accounts payable and accruals, borrowings and due to related parties.

**Classification and subsequent measurement**

**Financial assets**

On initial recognition, a financial asset is classified at:

- *amortised cost* – if it meets both of the following conditions and is not designated as at FVTPL:
  - it is held within a business model whose objective is to hold assets to collect contractual cash flows; and
  - its contractual terms give rise on specified dates to cash flows that are solely payments of principal and interest (SPPI) on the principal amount outstanding.

**QATAR GAS TRANSPORT COMPANY LIMITED (NAKILAT) (QPSC)**  
**DOHA – QATAR**  
**NOTES TO THE CONSOLIDATED FINANCIAL STATEMENTS**  
**FOR THE YEAR ENDED DECEMBER 31, 2021**  
**(Amount Expressed in Thousands of Qatari Riyals)**

---

**3 Basis of Preparation and Significant Accounting Policies (continued)**

**3.2 Significant Accounting Policies (continued)**

**d) Financial Instruments (continued)**

- *Fair Value Through Other Comprehensive Income (FVOCI)* - if it meets both of the following conditions and is not designated as at FVTPL:
  - it is held within a business model whose objective achieved by both collecting contractual cash flows and selling financial assets; and
  - its contractual terms give rise on specified dates to cash flows that are SPPI on the principal amount outstanding.
- *Fair Value Through Profit or Loss (FVTPL)* – All financial assets not classified as measured at amortised cost or FVOCI as described above.

On initial recognition, the Group may irrecoverably designate a financial asset that otherwise meets the requirements to be measured at amortised cost or at FVOCI, if doing so eliminates or significantly reduces an accounting mismatch that would otherwise arise.

Financial assets are not reclassified subsequent to their initial recognition unless the Group changes its business model for managing financial assets, in which case all affected financial assets are reclassified on the first day of the first reporting period following the change in the business model.

The Group has classified on initial recognition its trade and other receivables, loans to joint venture companies, due from joint venture companies and its cash at bank at amortised cost. The Group does not hold any other financial assets at amortised cost.

*Financial assets – Business model assessment:*

The Group makes an assessment of the objective of the business model in which a financial asset is held at a portfolio level because this best reflects the way the business is managed, and information is provided to management. The information considered includes:

- the stated policies and objectives for the portfolio and the operation of those policies in practice. These include whether management’s strategy focuses on earning contractual cash flows or realising cash flows through the sale of the assets;
- how the performance of the portfolio is evaluated and reported to the Group’s management;
- the risks that affect the performance of the business model (and the financial assets held within that business model) and how those risks are managed;
- the frequency, volume and timing of sales of financial assets in prior periods, the reasons for such sales and expectations about future sales activity.

Transfers of financial assets to third parties in transactions that do not qualify for derecognition are not considered sales for this purpose, consistent with the Group’s continuing recognition of the assets.

*Financial assets – Assessment whether contractual cash flows are solely payments of principal and interest*

For the purposes of this assessment, ‘principal’ is defined as the fair value of the financial asset on initial recognition. ‘Interest’ is defined as consideration for the time value of money and for the credit risk associated with the principal amount outstanding during a particular period of time and for other basic lending risks and costs (e.g. liquidity risk and administrative costs), as well as a profit margin.

In assessing whether the contractual cash flows are solely payments of principal and interest, the Group considers the contractual terms of the instrument. This includes assessing whether the financial asset contains a contractual term that could change the timing or amount of contractual cash flows such that it would not meet this condition. In making this assessment, the Group considers:

- contingent events that would change the amount or timing of cash flows;
- terms that may adjust the contractual coupon rate, including variable-rate features;
- prepayment and extension features; and
- terms that limit the Group’s claim to cash flows from specified assets (e.g. non-recourse features).

**QATAR GAS TRANSPORT COMPANY LIMITED (NAKILAT) (QPSC)**  
**DOHA – QATAR**  
**NOTES TO THE CONSOLIDATED FINANCIAL STATEMENTS**  
**FOR THE YEAR ENDED DECEMBER 31, 2021**  
(Amount Expressed in Thousands of Qatari Riyals)

**3 Basis of Preparation and Significant Accounting Policies (continued)**

**3.2 Significant Accounting Policies (continued)**

**d) Financial Instruments (continued)**

A prepayment feature is consistent with the solely payments of principal and interest criterion if the prepayment amount substantially represents unpaid amounts of principal and interest on the principal amount outstanding, which may include reasonable additional compensation for early termination of the contract. Additionally, for a financial asset acquired at a discount or premium to its contractual par amount, a feature that permits or requires prepayment at an amount that substantially represents the contractual par amount plus accrued (but unpaid) contractual interest (which may also include reasonable additional compensation for early termination) is treated as consistent with this criterion if the fair value of the prepayment feature is insignificant at initial recognition.

*Financial assets - Subsequent measurement and gains and losses:*

<i>Financial assets at amortised cost</i>	These assets are subsequently measured at amortised cost using the effective interest method. The amortised cost is reduced by impairment losses. Interest income, foreign exchange gains and losses and impairment are recognised in profit or loss. Any gain or loss on derecognition is recognised in profit or loss.
<i>Financial assets at Fair Value Through Profit or Loss (FVTPL)</i>	These assets are subsequently measured at fair value. Net gains and losses, including any interest or dividend income, are recognised in profit or loss. The Group does not hold such assets.
<i>Debt instruments at Fair Value Through Other Comprehensive Income (FVOCI)</i>	These assets are subsequently measured at fair value. Interest income calculated using the effective interest method, foreign exchange gains and losses and impairment are recognised in profit or loss. Other net gains and losses are recognised in OCI. On derecognition, gains and losses accumulated in OCI are reclassified to profit or loss. The Group does not hold such assets.
<i>Equity investments at Fair Value Through Other Comprehensive Income (FVOCI)</i>	These assets are subsequently measured at fair value. Dividends are recognised as income in profit or loss unless the dividend clearly represents a recovery of part of the cost of the investment. Other net gains and losses are recognised in OCI and are never derecognised to profit or loss.

Financial liabilities – Classification, subsequent measurement and gains and losses

Financial liabilities are classified as measured at amortised cost or FVTPL. A financial liability is classified as at FVTPL if it is classified as held-for-trading, it is a derivative or it is designated as such on initial recognition.

Financial liabilities are measured at amortised cost using the effective interest method. Interest expense and foreign exchange gains and losses are recognised in profit or loss. Any gain or loss on derecognition is also recognised in profit or loss.

**QATAR GAS TRANSPORT COMPANY LIMITED (NAKILAT) (QPSC)**  
**DOHA – QATAR**  
**NOTES TO THE CONSOLIDATED FINANCIAL STATEMENTS**  
**FOR THE YEAR ENDED DECEMBER 31, 2021**  
**(Amount Expressed in Thousands of Qatari Riyals)**

---

**3 Basis of Preparation and Significant Accounting Policies (continued)**

**3.2 Significant Accounting Policies (continued)**

**d) Financial Instruments (continued)**

**i) Equity Investments**

Equity investments are non-derivative financial assets that are designated as an investment at fair value through other comprehensive income and are not classified as an investment at fair value through profit or loss. Equity investments are equity securities and are initially recognised at cost, being the fair value of the consideration given plus any directly attributable transaction costs. After initial recognition, they are remeasured at fair value. Unrealised gains and losses are recognized in other comprehensive income and presented as a separate component of equity.

For investments traded in active markets, fair value is determined by reference to quoted market bid prices at the close of business on the date of the statement of financial position.

**ii) Trade and Other Receivables**

Trade receivables is initially recognised at the transaction price i.e. original invoice amount which is subsequently reduced by impairment losses. The Group recognises loss allowances for Expected Credit Losses (ECLs) on financial assets measured at amortised cost. Loss allowances are always measured at an amount equal to lifetime ECLs. Bad debts are written off as incurred.

**iii) Cash and Cash Equivalents**

Cash and cash equivalents comprise cash on hand, current and call accounts with banks and bank deposits having maturities of less than 90 days.

**iv) Accounts Payable and Accruals**

Liabilities are recognised for amounts to be paid in the future for goods or services received whether billed by the supplier or not.

**v) Interest bearing Loans and Borrowings**

Interest bearing loans and borrowings are recognized initially at fair value of the amounts borrowed, less directly attributable transaction costs. Subsequent to initial recognition, interest bearing loans and borrowings are measured at amortized cost using the effective interest method, with interest expense recognized on an effective yield basis. Installments due within one year at amortized cost are shown as a current liability.

**De-recognition of financial assets**

A financial asset is de-recognized where:

- the right to receive cash flows from the asset have expired or
- the Group has transferred its rights to receive cash flows from the asset or has assumed an obligation to pay the received cash flows in full without material delay to a third party under a 'pass through' arrangement and
- either has transferred substantially all the risks and rewards of the asset, or has neither transferred nor retained substantially all the risks and rewards of the asset, but has transferred control of the asset.
- the Group has transferred its rights to receive cash flows from an asset and has neither transferred nor retained substantially all the risks and rewards of the asset nor transferred control of the asset, the asset is recognized to the extent of the Group's continuing involvement in the asset.

**QATAR GAS TRANSPORT COMPANY LIMITED (NAKILAT) (QPSC)**  
**DOHA – QATAR**  
**NOTES TO THE CONSOLIDATED FINANCIAL STATEMENTS**  
**FOR THE YEAR ENDED DECEMBER 31, 2021**  
**(Amount Expressed in Thousands of Qatari Riyals)**

---

**3. Basis of Preparation and Significant Accounting Policies (continued)**

**3.2 Significant Accounting Policies (continued)**

**d) Financial Instruments (continued)**

**De-recognition of financial liabilities**

A financial liability is de-recognized when the obligation under the liability is discharged or cancelled or expires. The Group also derecognises a financial liability when its terms are modified and the cash flows of the modified liability are substantially different, in which case a new financial liability based on the modified terms is recognised at fair value. On derecognition of a financial liability, the difference between the carrying amount extinguished and the consideration paid (including any non-cash assets transferred or liabilities assumed) is the consolidated statement of income.

**Offsetting**

Financial assets and financial liabilities are offset and the net amount presented in the statement of financial position when, and only when, the Group currently has an enforceable right to set off the amounts and it intends either to settle them on a net basis or to realise the asset and settle the liability simultaneously.

**e) Inventories**

Inventories include spares and consumables and are stated at the lower of cost and net realisable value. The cost of inventories is based on the weighted average method. Net realisable value is based on estimated replacement cost.

**f) Provisions**

Provisions are recognized when the Group has an obligation either legal or constructive arising from a past event and the costs to settle the obligation are both probable and can be reliably measured.

**g) Employees' End of Service Benefits and Pension Contributions**

Employees' end of service benefits represents terminal gratuity and are provided for services rendered based on entitlements stipulated in the employees' contracts of employment and their length of service, subject to the completion of a minimum service period. The expected costs of these benefits are accrued over the period of employment. The Group has no expectation of settling its end of service benefits obligations in near term and hence classified this as a non-current liability.

Under Law No. 24 of 2002 on Retirement and Pension, contributions by the Group to a Government Fund Scheme for Qatari employees are calculated as a percentage of the Qatari employees' salaries. The Group's obligations are limited to its contributions which are expensed when due and remitted to the General Retirement and Pension Authority on a monthly basis.

**h) Revenue and other income**

The Group accounts for time charter revenue under IFRS 16 – Leases. A time charter contract involves placing a vessel at the charterer's disposal for a period of time during which the charterer uses the vessel in return for the payment of a specified daily hire rate. Under time charters, operating cost such as for crews, maintenance and insurance are typically paid by the owner of the vessel. Charter income (net of any incentives given to lessees and any off-hire period) is recognized on a straight-line basis over the lease term of the respective time charter contract.

Revenue from marine and agency services is recognized as and when the services are rendered.

Revenue from vessel sub-chartering is recognized on the accrual basis.

Interest income is recognized on an accrual basis, taking into account the interest rate applicable and principal outstanding.

Dividend income from investments is recognized when the shareholder's right to receive payment is established.



**QATAR GAS TRANSPORT COMPANY LIMITED (NAKILAT) (QPSC)**  
**DOHA – QATAR**  
**NOTES TO THE CONSOLIDATED FINANCIAL STATEMENTS**  
**FOR THE YEAR ENDED DECEMBER 31, 2021**  
**(Amount Expressed in Thousands of Qatari Riyals)**

---

**3. Basis of Preparation and Significant Accounting Policies (continued)**

**3.2. Significant Accounting Policies (continued)**

**i) Impairment**

**Impairment of Financial Assets**

*Non-derivative financial assets*

The Group recognises loss allowances for Expected Credit Losses (ECLs) on financial assets measured at amortised cost. Loss allowances for trade and other receivables are always measured at an amount equal to lifetime ECLs.

When determining whether the credit risk of a financial asset has increased significantly since initial recognition and when estimating ECLs, the Group considers reasonable and supportable information that is relevant and available without undue cost or effort. This includes both quantitative and qualitative information and analysis, based on the Group's historical experience and informed credit risk assessment and including forward-looking information.

The Group considers a financial asset to be in default when:

- customer is unlikely to pay its credit obligations to the Group in full, without recourse by the Group to actions such as realising security (if any is held); or
- the financial asset is more than 360 days past due.

The Group considers bank balances to have low credit risk when its credit risk rating is equivalent to the globally understood definition of 'investment grade'. The Group considers this to be 'BBB' or higher per accredited rating agency.

Lifetime ECLs are the ECLs that result from all possible default events over the expected life of a financial instrument.

12-month ECLs are the portion of ECLs that result from default events that are possible within the 12 months after the reporting date (or a shorter period if the expected life of the instrument is less than 12 months).

The maximum period considered when estimating ECLs is the maximum contractual period over which the Group is exposed to credit risk.

*Measurement of ECLs*

ECLs are a probability-weighted estimate of credit losses. Credit losses are measured as the present value of all cash shortfalls (i.e. the difference between the cash flows due to the entity in accordance with the contract and the cash flows that the Group expects to receive). ECLs are discounted at the effective interest rate of the financial asset.

*Credit-impaired financial assets*

At each reporting date, the Group assesses whether financial assets carried at amortised cost are credit-impaired. A financial asset is 'credit-impaired' when one or more events that have a detrimental impact on the estimated future cash flows of the financial asset have occurred.

Evidence that a financial asset is credit-impaired includes the following observable data:

- significant financial difficulty of the customer or issuer;
- a breach of contract such as a default or being more than 360 days past due; or
- the restructuring of a loan or advance by the Group on terms that the Group would not consider otherwise;
- it is probable that the customer will enter bankruptcy or other financial reorganization.
- the disappearance of an active market for a security because of financial difficulties.

**QATAR GAS TRANSPORT COMPANY LIMITED (NAKILAT) (QPSC)**  
**DOHA – QATAR**  
**NOTES TO THE CONSOLIDATED FINANCIAL STATEMENTS**  
**FOR THE YEAR ENDED DECEMBER 31, 2021**  
**(Amount Expressed in Thousands of Qatari Riyals)**

---

**3. Basis of Preparation and Significant Accounting Policies (continued):**

**3.2 Significant Accounting Policies (continued)**

**i) Impairment (continued)**

*Presentation of allowance for ECL in the consolidated statement of financial position*

Loss allowances for financial assets measured at amortised cost are deducted from the gross carrying amount of the assets.

*Write-off*

The gross carrying amount of a financial asset is written off when the Group has no reasonable expectations of recovering a financial asset in its entirety or a portion thereof. The Group individually makes an assessment with respect to the timing and amount of write-off based on whether there is a reasonable expectation of recovery. The Group expects no significant recovery from the amount written off. However, financial assets that are written off could still be subject to enforcement activities in order to comply with the Group's procedures for recovery of amounts due.

**Impairment of Non-Financial Assets**

The carrying amounts of the Group's non-financial assets other than inventories are reviewed at each reporting date to determine whether there is any indication of impairment. If any such indication exists, then the asset's recoverable amount is estimated. An impairment loss is recognized in consolidated statement of income, whenever the carrying amount of an asset exceeds its recoverable amount.

The impairment losses recognized in prior periods are assessed at each reporting date for any indications that the loss has decreased or no longer exists. An impairment loss is reversed if there has been a change in the estimates used to determine the recoverable amount. An impairment loss is reversed only to the extent that the asset's carrying amount does not exceed the carrying amount that would have been determined, net of depreciation or amortization, if no impairment loss had been recognized.

**j) Foreign Currencies**

Foreign currency transactions are recorded in Qatari Riyals at the rate of exchange prevailing at the date of each transaction. Monetary assets and liabilities denominated in foreign currencies are translated to Qatari Riyals at the rate of exchange prevailing at the year end. The resultant exchange difference is included in the consolidated statement of income.

The individual financial statements of subsidiaries and joint ventures in the Group are presented in the currency of the primary economic environment in which they operate (functional currency). For the purpose of these consolidated financial statements, the results and financial position of each entity are expressed in the presentation currency of the parent company.

**k) Derivative Financial Instruments and Hedging Activities**

The Group entered into a number of derivative financial instruments to manage its exposure against adverse movement in interest rate.

Derivatives are initially recognized at fair value on the date the derivative contracts are entered into and are subsequently re-measured at their fair value. The method of recognizing the resulting gain or loss depends on whether the derivative is designated as a hedging instrument, and if so, the nature of the item being hedged. The Group has designated its interest rate swaps as hedges of the exposure to variability in cash flows (cash flow hedge).

The Group documents at the inception of the transaction the relationship between hedging instruments and hedged items, as well as its risk management objectives and strategy for undertaking various hedge transactions. The Group also documents its assessment, both at inception of the hedge relationship and on an ongoing basis, of whether the derivatives that are used in hedging transactions are highly effective in offsetting changes in cash flows of hedged items.

In circumstances where derivative financial instruments do not qualify as effective hedges, they are marked to market at each period end and changes in fair value are recorded in consolidated statement of income.

**QATAR GAS TRANSPORT COMPANY LIMITED (NAKILAT) (QPSC)**  
**DOHA – QATAR**  
**NOTES TO THE CONSOLIDATED FINANCIAL STATEMENTS**  
**FOR THE YEAR ENDED DECEMBER 31, 2021**  
**(Amount Expressed in Thousands of Qatari Riyals)**

---

**3. Basis of Preparation and Significant Accounting Policies (continued):**

**3.2 Significant Accounting Policies (continued)**

**l) Capital work in progress**

Capital work in progress includes direct cost incurred in building assets, interest capitalized and other costs necessary to bring the assets in the location and condition to be capable of operating in the manner intended by the management. The cost is transferred to property and equipment when the assets are ready for their intended use.

**m) Deferred income**

Amounts received to compensate the Group for the cost of dry docking and construction of an item of property and equipment is presented as “Other liabilities” in the consolidated statement of financial position.

The Group follows an income approach which requires the amounts to be recognized in the consolidated statement of income on a systematic basis over the periods in which the related cost is depreciated over its estimated useful life.

**n) Leases**

At inception of a contract, the Group assesses whether a contract is, or contains, a lease. A contract is, or contains, a lease if the contract conveys the right to control the use of an identified asset for a period of time in exchange for consideration. To assess whether a contract conveys the right to control the use of an identified asset, the Group assesses whether:

- the contract involves the use of an identified asset – this may be specified explicitly or implicitly and should be physically distinct or represent substantially all of the capacity of a physically distinct asset. If the supplier has a substantive substitution right, then the asset is not identified.
- the Group has the right to obtain substantially all of the economic benefits from use of the asset throughout the period of use; and
- the Group has the right to direct the use of the asset. The Group has this right when it has the decision-making rights that are most relevant to changing how and for what purpose the asset is used. In rare cases where the decision about how and for what purpose the asset is used is predetermined, the Group has the right to direct the use of the asset if either:
  - The Group has the right to operate the asset; or
  - the Group designed the asset in a way that predetermines how and for what purpose it will be used.

*Group as a lessee*

At commencement or on modification of a contract that contains a lease component, the Group allocated the consideration in the contract to each lease component on the basis of its relative standalone prices. The Group recognizes a right of use asset and a lease liability at the lease commencement date. The right of use asset is initially measured at cost which comprises the initial amount of lease liability adjusted for any lease payment made at or before the commencement date, plus any initial incurred and an estimate of the costs to dismantle and remove the underlying asset or to restore the underlying asset or the site on which it is located, less any lease incentive received.

The right of use asset is subsequently depreciated using the straight line method from the commencement date to the end of the lease term, unless the lease transfers ownership of the underlying asset to the Group by the end of the lease term or the cost of the right of use reflects that the Group will exercise a purchase option. In that case, the right of use will be depreciated over the useful life of the underlying asset which is determined on the same basis as that of property and equipment. In addition, the right of use asset is periodically reduced by impairment losses, if any, and adjusted for certain remeasurement of the lease liability.

**3. Basis of Preparation and Significant Accounting Policies (continued):**

**3.2 Significant Accounting Policies (continued)**

**n) Leases (continued)**

The lease liability is initially measured at the present value of the lease payments that are not paid at the commencement date, discounted using the interest rate implicit in the lease or, if that rate cannot readily be determined, the Group's incremental borrowing rate. Generally, the Group uses its incremental borrowing rate as the discount rate. The Group determines its incremental borrowing rate by obtaining interest rates from various financing sources and makes certain adjustments to reflect the terms of the lease and the asset leased.

Lease payments included in the measurement of lease liability comprise the following:

- Fixed payments, including in-substance fixed payments;
- Variable lease payments that depend on an index or a rate, initially measured using the index or rate at the commencement date;
- Amounts expected to be payable under a residual value guarantee; and
- The exercise price under a purchase option that the Group is reasonably certain to exercise, lease payments in an optional renewal period if the Group is reasonably certain to exercise an extension option, and penalties for early termination of a lease unless the Group is reasonably certain not to terminate early.

The lease liability is measured at amortised cost using the effective interest method. It is remeasured when there is a change in future lease payments arising from a change in an index or rate, if there is a change in the Group's estimate of the amount expected to be payable under a residual value guarantee, if the Group changes its assessment of whether it will exercise a purchase, extension or termination option or if there is revised in-substance fixed lease payment.

When the lease liability is remeasured in this way, a corresponding adjustment is made to the carrying amount of the right of use asset or is recorded in profit or loss if the carrying amount of right of use asset has been reduced to zero.

The Group presents right of use assets in property and equipment.

*Short term leases and leases of low-value assets*

The Group has elected not to recognize right of use assets or lease liabilities for leases of low-value assets and short-term leases. The Group recognizes the lease payments associated with these leases as an expense on a straight-line basis over the lease term.

*Group as a lessor*

At inception or on modification of a contract that contains a lease component, the Group allocates the consideration in the contract to each lease component on the basis of their relative standalone prices. When the Group acts as a lessor, it determines at lease inception whether each lease is a finance lease or operating lease.

To classify each lease, the Group makes an overall assessment of whether the lease transfers substantially all of the risks and rewards incidental to ownership of the underlying asset. If this is the case, then the lease is a finance lease; if not, then is an operating lease. As part of this assessment, the Group considers certain indicators such as whether the lease is for the major part of the economic life of the asset.

If an arrangement contains lease and non-lease components, the Group applies IFRS 15 to allocate the consideration in the contract.

The Group applies the derecognition and impairment requirements in IFRS 9 to the net investment in the lease. The Group further regularly reviews estimated unguaranteed residual values used in calculating the gross investment in the lease.

The Group recognizes lease payments received under operating leases as income on a straight-line basis over the lease term.

**QATAR GAS TRANSPORT COMPANY LIMITED (NAKILAT) (QPSC)**  
**DOHA – QATAR**  
**NOTES TO THE CONSOLIDATED FINANCIAL STATEMENTS**  
**FOR THE YEAR ENDED DECEMBER 31, 2021**  
**(Amount Expressed in Thousands of Qatari Riyals)**

---

**3. Basis of Preparation and Significant Accounting Policies (continued):**

**3.2 Significant Accounting Policies (continued)**

**o) Operating Segments**

Wholly owned gas transportation vessels are the group's primary operating segment based on the nature of the services provided. Other segments including agency and marine services are immaterial and not reportable. These financial statements are therefore prepared on a single reportable segment basis.

**p) Earnings per share**

The Group presents basic and diluted earnings per share (EPS) data for its ordinary shares. Basic EPS is calculated by dividing the profit or loss attributable to ordinary shareholders of the Group by the weighted average number of ordinary shares outstanding during the period.

**q) Current versus non-current classifications**

The Group presents assets and liabilities based on current/non-current classification.

An asset is current when it is:

- Expected to be realised or intended to be sold or consumed in normal operating cycle.
- Held primarily for the purpose of trading.
- Expected to be realised within twelve months after the reporting period, or
- Cash or cash equivalent unless restricted from being exchanged or used to settle a liability for at least twelve months after the reporting period.

All other assets are classified as non-current.

A liability is current when:

- It is expected to be settled in normal operating cycle.
- It is held primarily for the purpose of trading.
- It is due to be settled within twelve months after the reporting period, or
- There is no unconditional right to defer the settlement of the liability for at least twelve months after the reporting period.

All other liabilities are classified as non-current.

**QATAR GAS TRANSPORT COMPANY LIMITED (NAKILAT) (QPSC)**  
**DOHA – QATAR**  
**NOTES TO THE CONSOLIDATED FINANCIAL STATEMENTS**  
**FOR THE YEAR ENDED DECEMBER 31, 2021**  
**(Amount Expressed in Thousands of Qatari Riyals)**

**4. Property and Equipment:**

	<i>Vessels</i>	<i>Equipment</i>	<i>Furniture and Fixtures</i>	<i>Right of Use Assets</i>	<i>Others *</i>	<i>Total</i>
<b>Cost:</b>						
At January 1, 2020	31,431,515	15,134	41,263	143,039	367,743	31,998,694
Additions during the year 2020	62,784	-	-	-	53,934	116,718
Transfer from capital work in progress	74,486	-	-	-	(74,486)	-
Disposals /adjustments during the year 2020	(70,312)	(89)	(228)	(74,482)	(172,332)	(317,443)
At December 31, 2020	31,498,473	15,045	41,035	68,557	174,859	31,797,969
Additions during the year 2021	<b>11,263</b>	-	<b>26</b>	-	<b>2,948</b>	<b>14,237</b>
Transfer from capital work in progress	<b>40</b>	-	<b>451</b>	-	<b>(491)</b>	-
Disposals /adjustments during the year 2021	-	<b>(160)</b>	-	<b>(7,937)</b>	<b>(138,940)</b>	<b>(147,037)</b>
<b>At December 31, 2021</b>	<b>31,509,776</b>	<b>14,885</b>	<b>41,512</b>	<b>60,620</b>	<b>38,376</b>	<b>31,665,169</b>
<b>Accumulated Depreciation:</b>						
At January 1, 2020	7,622,493	13,457	23,908	22,006	173,130	7,854,994
Charge for the year 2020 **	875,272	1,298	6,137	14,431	8,784	905,922
Disposals /adjustments during the year 2020	(69,043)	(89)	(162)	(33,009)	(21,836)	(124,139)
At December 31, 2020	8,428,722	14,666	29,883	3,428	160,078	8,636,777
Charge for the year 2021 **	<b>879,438</b>	<b>264</b>	<b>11,629</b>	<b>6,062</b>	<b>4,020</b>	<b>901,413</b>
Disposals /adjustments during the year 2021	-	<b>(160)</b>	-	<b>(397)</b>	<b>(138,940)</b>	<b>(139,497)</b>
<b>At December 31, 2021</b>	<b>9,308,160</b>	<b>14,770</b>	<b>41,512</b>	<b>9,093</b>	<b>25,158</b>	<b>9,398,693</b>
<b>Net Carrying amount:</b>						
<b>At December 31, 2021</b>	<b>22,201,616</b>	<b>115</b>	<b>-</b>	<b>51,527</b>	<b>13,218</b>	<b>22,266,476</b>
At December 31, 2020	23,069,751	379	11,152	65,129	14,781	23,161,192
<p>*This includes capital work in progress amounting to <b>QR 5.3 million</b> (2020: QR 3.6 million).</p> <p>** <b>QR 6 million</b> depreciation is classified under G&amp;A (2020: QR 14.4 million)</p>						

**QATAR GAS TRANSPORT COMPANY LIMITED (NAKILAT) (QPSC)**  
**DOHA – QATAR**  
**NOTES TO THE CONSOLIDATED FINANCIAL STATEMENTS**  
**FOR THE YEAR ENDED DECEMBER 31, 2021**  
**(Amount Expressed in Thousands of Qatari Riyals)**

**5. Investment in Joint Venture Companies:**

	<b>QR</b>
Balance – January 01, 2020	4,378,222
Additional investment in a joint venture	27,312
Share of results for the year	390,142
Adjustment against write off	150,496
Loss adjusted against loan to joint ventures	15,496
Adjustment against additional liability for losses from joint ventures	6,154
Share of hedging reserve for the year *	(53,742)
Dividend received	(720,395)
Balance – December 31, 2020	4,193,685
Additional investment in a joint venture	<b>199,874</b>
Share of results for the year	<b>493,560</b>
Loss adjusted against loan to joint ventures	<b>13,184</b>
Adjustment against additional liability for losses from joint ventures	<b>17,829</b>
Share of hedging reserve for the year *	<b>131,995</b>
Dividend received	<b>(149,782)</b>
<b>Balance – December 31, 2021</b>	<b><u>4,900,345</u></b>

\* This excludes the share of gain on the hedging reserve from joint ventures amounting to a total of **QR 3.6 million** (2020: QR 1.7 million gain) adjusted against the loan to the respective joint venture.

Details of the Group’s joint venture companies at **December 31, 2021** are as follows:

<b><i>Name of Joint Ventures</i></b>	<b><i>Place of Incorporation</i></b>	<b><i>Proportion of Ownership Interest</i></b>	<b><i>Principal Activity</i></b>
Maran Nakilat Company Ltd.	Cayman Islands	40%	Chartering of vessels
J5 Nakilat No. 1 Ltd.	Marshall Islands	40%	Chartering of vessels
J5 Nakilat No. 2 Ltd.	Marshall Islands	40%	Chartering of vessels
J5 Nakilat No. 3 Ltd.	Marshall Islands	40%	Chartering of vessels
J5 Nakilat No. 4 Ltd.	Marshall Islands	40%	Chartering of vessels
J5 Nakilat No. 5 Ltd.	Marshall Islands	40%	Chartering of vessels
J5 Nakilat No. 6 Ltd.	Marshall Islands	40%	Chartering of vessels
J5 Nakilat No. 7 Ltd.	Marshall Islands	40%	Chartering of vessels
J5 Nakilat No. 8 Ltd.	Marshall Islands	40%	Chartering of vessels



**QATAR GAS TRANSPORT COMPANY LIMITED (NAKILAT) (QPSC)**  
**DOHA – QATAR**  
**NOTES TO THE CONSOLIDATED FINANCIAL STATEMENTS**  
**FOR THE YEAR ENDED DECEMBER 31, 2021**  
**(Amount Expressed in Thousands of Qatari Riyals)**

**5. Investment in Joint Venture Companies (continued):**

<u>Name of Joint Ventures</u>	<u>Place of Incorporation</u>	<u>Proportion of Ownership Interest</u>	<u>Principal Activity</u>
Peninsula LNG Transport No. 4 Ltd.	Marshall Islands	30%	Chartering of vessels
Teekay Nakilat Corporation	Marshall Islands	30%	Chartering of vessels
Pronav:			
- Neptana Schiffsbetriebsgesellschaft mbH & Co. TS "Alexandra" KG	Germany	45%	Chartering of vessels
- Nausola Schiffsbetriebsgesellschaft mbH & Co. TS "Britta" KG	Germany	45%	Chartering of vessels
-Nauranto Schiffsbetriebsgesellschaft mbH & Co. TS "Gabriela" KG	Germany	45%	Chartering of vessels
-Neptora Schiffsbetriebsgesellschaft mbH & Co. TS "Julia" KG	Germany	45%	Chartering of vessels
Teekay Nakilat (III) Corporation (1)	Marshall Islands	60%	Chartering of vessels
Nakilat Excelerate LLC (1)	Marshall Islands	55%	Chartering of vessels
Global Shipping Company Ltd (1)	Cayman Islands	60%	Chartering of vessels
India LNG Transport Company No.3 Limited	Malta	20%	Chartering of vessels
Nakilat Svtzerwijsmuller WLL (1)	Qatar	70%	Chartering of vessels
Gulf LPG Transport Company WLL	Qatar	50%	Chartering of vessels
Nakilat-Keppel Offshore & Marine Limited (QPJSC) (1)	Qatar	80%	Operate and maintain the Ship Repair Yard.
Nakilat Damen Shipyards Qatar Limited (QPJSC) (1) (2)	Qatar	70%	Design construct & operate the Ship Building Yard.
Qatar Fabrication Company (1)	Qatar	60%	Fabrication activities

(1) Although the Group holds more than half of the equity shares in these entities, it does not exercise control over the entities. Decisions need unanimous consent of both parties. The Group does not have any contractual rights to the assets and obligations for the liabilities relating to these joint ventures. Consequently, the above joint ventures are accounted for using equity method in these consolidated financial statements.

(2) The Group is in the process of winding down one of the joint ventures. The operation of the joint venture is non-significant to the consolidated financial statements.

**5.1 Summarized financial information of joint ventures:**

Summarized financial information in respect of the Group's joint venture companies represents amounts shown in the financial statements of respective joint ventures prepared in accordance with IFRS (adjusted by the Group for equity accounting purposes wherever the financial reporting framework is not IFRS).

**QATAR GAS TRANSPORT COMPANY LIMITED (NAKILAT) (QPSC)**  
**DOHA – QATAR**  
**NOTES TO THE CONSOLIDATED FINANCIAL STATEMENTS**  
**FOR THE YEAR ENDED DECEMBER 31, 2021**  
(Amount Expressed in Thousands of Qatari Riyals)

**5. Investment in Joint Venture Companies (continued):**

**5.1 Summarized financial information of joint ventures (continued):**

<b>As of December 31, 2021:</b>	<b>Shipping Joint Ventures</b>	<b>Marine Joint Ventures</b>	<b>Shipyards Joint Ventures</b>	<b>Total</b>
Current assets	3,134,264	67,788	209,195	<b>3,411,247</b>
Non-current assets	25,218,414	227,727	258,840	<b>25,704,981</b>
Current liabilities	(1,565,632)	(5,043)	(361,654)	<b>(1,932,329)</b>
Non-current liabilities	(16,511,671)	(407)	(663,417)	<b>(17,175,495)</b>
<b>Net assets</b>	<b>10,275,375</b>	<b>290,065</b>	<b>(557,036)</b>	<b>10,008,404</b>
<b>Group's share of net assets</b>	<b>4,697,299</b>	<b>203,046</b>	<b>-</b>	<b>4,900,345</b>
<b>Net profit / (loss)</b>	<b>1,158,316</b>	<b>33,405</b>	<b>35,556</b>	<b>1,227,277</b>
<b>Other Comprehensive Income /(loss)</b>	<b>314,347</b>	<b>-</b>	<b>-</b>	<b>314,347</b>
<b>Group's share of net profit / (loss)</b>	<b>506,384</b>	<b>23,384</b>	<b>(36,208)</b>	<b>493,560</b>
<b>Group's share of other comprehensive income / (loss)</b>	<b>135,589</b>	<b>-</b>	<b>-</b>	<b>135,589</b>
<b>Other disclosures:</b>				
<b>Revenues</b>	<b>3,522,201</b>	<b>98,113</b>	<b>392,664</b>	<b>4,012,978</b>
<b>Cash &amp; Cash Equivalents</b>	<b>2,210,422</b>	<b>39,590</b>	<b>74,531</b>	<b>2,324,543</b>

<b>As of December 31, 2020:</b>	<b>Shipping Joint Ventures</b>	<b>Marine Joint Ventures</b>	<b>Shipyards Joint Ventures</b>	<b>Total</b>
Current assets	2,158,761	50,362	219,993	2,429,116
Non-current assets	25,570,145	244,300	267,250	26,081,695
Current liabilities	(1,831,904)	(7,638)	(441,139)	(2,280,681)
Non-current liabilities	(17,164,011)	(348)	(636,968)	(17,801,327)
<b>Net assets</b>	<b>8,732,991</b>	<b>286,676</b>	<b>(590,864)</b>	<b>8,428,803</b>
<b>Group's share of net assets</b>	<b>3,993,023</b>	<b>200,662</b>	<b>-</b>	<b>4,193,685</b>
<b>Net profit / (loss)</b>	<b>1,033,682</b>	<b>35,936</b>	<b>(102,918)</b>	<b>966,700</b>
<b>Other Comprehensive Income / (loss)</b>	<b>(103,985)</b>	<b>-</b>	<b>-</b>	<b>(103,985)</b>
<b>Group's share of net profit / (loss)</b>	<b>389,952</b>	<b>25,666</b>	<b>(25,476)</b>	<b>390,142</b>
<b>Group's share of other comprehensive income / (loss)</b>	<b>(52,033)</b>	<b>-</b>	<b>-</b>	<b>(52,033)</b>
<b>Other disclosures:</b>				
<b>Revenues</b>	<b>3,394,477</b>	<b>98,980</b>	<b>285,656</b>	<b>3,779,113</b>
<b>Cash &amp; Cash Equivalents</b>	<b>1,456,948</b>	<b>20,364</b>	<b>25,720</b>	<b>1,503,032</b>

**6. Loans to Joint Venture Companies:**

	<b>December 31, 2021</b>	<b>December 31, 2020</b>
India LNG Transport Company No. 3 Limited	<b>68,541</b>	61,109
Global Shipping Company Limited	<b>599,978</b>	1,209,462
<b>Total</b>	<b>668,519</b>	<b>1,270,571</b>

These interest-bearing loans have been given to the joint ventures and repayment is subject to liquidity of the joint venture companies. The weighted average interest rate at **December 31, 2021** is **2.19%** (2020: 1.92%).

**QATAR GAS TRANSPORT COMPANY LIMITED (NAKILAT) (QPSC)**  
**DOHA – QATAR**  
**NOTES TO THE CONSOLIDATED FINANCIAL STATEMENTS**  
**FOR THE YEAR ENDED DECEMBER 31, 2021**  
**(Amount Expressed in Thousands of Qatari Riyals)**

**7. Equity Investments:**

	<b>December 31, 2021</b>	December 31, 2020
Equity investments -at FVOCI	<b>120,386</b>	113,037
Changes in fair value	<b>42,316</b>	7,349
<b>Balance at December 31</b>	<b>162,702</b>	120,386

Equity investments represent investment in listed securities in the Qatar Exchange.

**8. Trade and Other Receivables:**

	<b>December 31, 2021</b>	December 31, 2020
Trade receivables	<b>96,746</b>	84,132
Less: Provision for doubtful receivables	<b>(2,279)</b>	(2,050)
	<b>94,467</b>	82,082
Less: Expected credit loss	<b>(7,723)</b>	(4,239)
Accrued income	<b>13,186</b>	4,121
Other receivables*	<b>675,156</b>	706,988
<b>Total</b>	<b>775,086</b>	788,952

\* Other receivables and related advances from the customers (note 15) mainly pertain to unbilled invoices, upon receipt of which, these balances will be offset against each other.

The Group has provided fully for all receivables where collection of the amount is no longer probable.

The average credit period is approximately 60 days.

As at **December 31, 2021** the ageing of trade receivables and movement in the provision for doubtful receivables are as follows:

	<b>December 31, 2021</b>	December 31, 2020
<b>(i) Ageing of neither past due nor impaired</b>		
Less than 60 days	<b>40,423</b>	22,776
<b>(ii) Ageing of past due but not impaired</b>		
61-90 days	<b>3,902</b>	1,842
91-120 days	<b>1,966</b>	32,644
Over 120 days	<b>48,176</b>	24,820
<b>Total</b>	<b>54,044</b>	59,306
<b>(iii) Ageing of impaired trade receivables</b>		
Over 120 days	<b>2,279</b>	2,050
<b>(iv) Movement in the provision for doubtful receivables:</b>		
Balance at the beginning of the year	<b>2,050</b>	1,484
Additions during the year	<b>300</b>	782
Written off during the year	<b>(71)</b>	(216)
<b>Balance at end of the year</b>	<b>2,279</b>	2,050

**QATAR GAS TRANSPORT COMPANY LIMITED (NAKILAT) (QPSC)**  
**DOHA – QATAR**  
**NOTES TO THE CONSOLIDATED FINANCIAL STATEMENTS**  
**FOR THE YEAR ENDED DECEMBER 31, 2021**  
**(Amount Expressed in Thousands of Qatari Riyals)**

**9. Cash and Bank Balances:**

	<b>December 31, 2021</b>	December 31, 2020
Cash on hand	507	501
Cash at bank-Call and current accounts	847,920	929,068
Cash at bank-Time deposits*	2,462,569	1,910,083
Other bank balances (a)	20,298	20,323
Other bank balances (b)	108,016	135,488
<b>Total</b>	<b>3,439,310</b>	<b>2,995,463</b>

\* The effective interest and profit rates on the time deposits varies between **0.01%** to **2.5%** (2020: 0.26% to 2.53%).

**9.1 Cash and Cash Equivalents:**

	<b>December 31, 2021</b>	December 31, 2020
Cash and bank balances	3,439,310	2,995,463
Less:		
Other bank balances (a)	(20,298)	(20,323)
Other bank balances (b)	(108,016)	(135,488)
Time deposits maturing after 90 days	(1,673,502)	(1,007,268)
Restricted cash	(236,528)	(231,709)
	<b>1,400,966</b>	<b>1,600,675</b>

(a) Cash payable to shareholders for unclaimed proceeds of their shares auctioned related to the second IPO call.

(b) Cash payable to shareholders for unclaimed dividend.

**10. Share Capital:**

	<b>December 31, 2021</b>	December 31, 2020
	<b>Number of Shares</b>	Number of Shares
Issued and subscribed share capital	<b>5,540,263,600</b>	5,540,263,600
	<b>Amount</b>	Amount
<b>Issued, subscribed and Paid up share capital with a par value of QR 1 each</b>	<b>5,540,264</b>	5,538,780

At **December 31, 2021**, a total of Nil issued shares are 50% paid (2020: 2,968,140 issued shares were 50% paid).

**10.1 Proposed Cash Dividend:**

The Board of Directors has proposed a cash dividend of **QR 665 million** for the current year (2020: QR 609 million) which is subject to the approval of shareholders in the Annual General Meeting. The cash dividend for 2020 was approved by the shareholders at the Annual General Meeting held on March 02, 2021.

**QATAR GAS TRANSPORT COMPANY LIMITED (NAKILAT) (QPSC)**  
**DOHA – QATAR**  
**NOTES TO THE CONSOLIDATED FINANCIAL STATEMENTS**  
**FOR THE YEAR ENDED DECEMBER 31, 2021**  
**(Amount Expressed in Thousands of Qatari Riyals)**

**11. Legal Reserve:**

The Articles of Association of the Company require the Company to provide for a legal reserve at 10% of net profit for each year until it reaches 50% of paid up share capital. This reserve is not available for distribution except for circumstances specified in the Articles of Association.

**12. Hedging Reserve:**

This represents the Group's share of the effective portion of changes in the fair value of derivatives that are designated and qualify as cash flow hedge that was recognized by its subsidiaries and its share from the joint venture companies.

The negative hedging reserve represents an accounting entry from the revaluation to fair value the interest rate swaps. The hedging reserve is expected to decrease over time as loans are repaid and the notional amount of the swaps decreases. The reserve on designated hedges is not expected to impact either consolidated statement of income or retained earnings. The negative hedge reserve arises on interest rate swaps that relate to variable interest bearing loans taken to build vessels. The Group also enters into long-term time charter agreements to lock-in the future cash inflows from vessels. This strategy is expected to result in a more stable stream of cash flows in the future and minimize uncertainties associated with shipping spot rate movements or interest rate movements.

**13. Borrowings:**

These consist of the following:

	<b>December 31, 2021</b>	December 31, 2020
Loan - <b>note (a)</b>	<b>1,661,448</b>	1,752,486
Senior bank facilities - <b>note (b)</b>	<b>10,473,231</b>	10,955,700
Subordinated bank facilities - <b>note (c)</b>	<b>1,195,672</b>	1,250,877
Senior bonds – Series “A” - <b>note (d)</b>	<b>2,932,859</b>	3,095,299
Subordinated bonds Series “A” - <b>note (e)</b>	<b>746,150</b>	786,898
KSURE Covered Facility - <b>note (f)</b>	-	142,495
Loan - <b>note (g)</b>	<b>910,383</b>	910,383
Borrowings acquired through business combination - <b>note (h)</b>	<b>1,473,759</b>	1,664,127
Loan - <b>note (i)</b>	<b>546,230</b>	546,230
Less: Issuance costs of bonds	<b>(16,813)</b>	(18,214)
Less: Costs incurred for financing under note (a)	<b>(3,296)</b>	(4,588)
Less: Transaction costs of refinancing	<b>(9,336)</b>	(11,670)
Less: Costs incurred for loan under note (g)	<b>(2,253)</b>	(3,334)
Less: Costs incurred for loan under note (h)	<b>(3,671)</b>	(7,409)
Less: Costs incurred for loan under note (i)	<b>(3,340)</b>	(3,878)
Less: Fair value gain under business combination	<b>(51,187)</b>	(55,912)
<b>Total</b>	<b>19,849,836</b>	20,999,490
<b>Classified as:</b>		
Payable within one year	<b>1,707,139</b>	1,164,764
Payable after one year	<b>18,142,697</b>	19,834,726

**Note (a):**

Represents USD 500 million drawdown against the financing facility. The repayment began from June 2020 and will end in June 2024.

**Note (b):**

Represents USD 1,592.4 million against the senior bank facility Tranche I, USD 688.2 million against the senior bank facility Tranche II and USD 595.3 million against senior bank facility Tranche IV. The repayment of Tranche I began from December 2010 and will end in December 2025. The repayment of Tranche II began from June 2011 and will end in December 2025. The repayment of Tranche IV began from December 2013 and will end in December 2025.

**QATAR GAS TRANSPORT COMPANY LIMITED (NAKILAT) (QPSC)**  
**DOHA – QATAR**  
**NOTES TO THE CONSOLIDATED FINANCIAL STATEMENTS**  
**FOR THE YEAR ENDED DECEMBER 31, 2021**  
**(Amount Expressed in Thousands of Qatari Riyals)**

**13. Borrowings (continued):**

**Note (c):**

Represents USD 125 million against the subordinated bank facility Tranche I, USD 92 million against the subordinated bank facility Tranche II and USD 111.2 million against subordinated bank facility Tranche IV. The repayment of Tranche I began from December 2010 and will end in December 2025. The repayment of Tranche II began from June 2011 and will end in December 2025. The repayment of Tranche IV began from December 2013 and will end in December 2025.

**Note (d):**

Represents the senior bonds issued under the Tranche I financing program. The repayment began from June 2021 and will end in December 2033.

**Note (e):**

Represents the subordinated bonds issued under the Tranche I financing program. The repayment began from December 2010 and will end in December 2033.

**Note (f):**

This loan is fully repaid during the year.

**Note (g):**

Represents USD 250 million drawdown against the financing facility. The balloon repayment will be due in May 2024.

**Note (h):**

The borrowing relates to a subsidiary which was acquired as a result of business combination. The repayment began from July 2005 and will end in February 2023. The Group assumes refinancing of balloon payments as they fall due beyond 2021.

**Note (i):**

Represents USD 150 million against a loan facility. The repayment will begin from December 2023 and will end in December 2027.

**Note (j):**

The table below shows the changes in liability arising from financing activities.

<i>Particulars</i>	<i>As at 01 January 2021</i>	<i>Cash flow changes</i>	<i>Non-cash changes - Transaction cost</i>	<i>As at 31 December 2021</i>
<i>Borrowings</i>	<i>20,999,490</i>	<i>(1,164,782)</i>	<i>15,128</i>	<i>19,849,836</i>

The weighted average interest rate on short / long term facilities (excluding hedge), loans and bonds as above at **December 31, 2021** is **2.26534%** (2020: 2.81498%).

The bank facilities and bonds have been used to finance the acquisition of the vessels.

The Group's obligation under the facilities is secured by a charge over the vessels and guarantees issued by each of the Group's subsidiaries who have irrevocably and unconditionally guaranteed the punctual payments of the debts.

The bank facilities and bonds are further secured against accounts and all permitted investments made from the funds received against the initial draw down, shares in each of the subsidiary, all the insurance policies entered by the Company or any of the subsidiary and insurance proceeds. These are also secured by Company's right, title and interest in any contract, intercompany loans and floating charges over the Company's other assets and any other contract in which each of the subsidiary is a party.

All these securities are subject to first priority to senior debts and bonds and second priority to subordinated debts and bonds.

**QATAR GAS TRANSPORT COMPANY LIMITED (NAKILAT) (QPSC)**  
**DOHA – QATAR**  
**NOTES TO THE CONSOLIDATED FINANCIAL STATEMENTS**  
**FOR THE YEAR ENDED DECEMBER 31, 2021**  
**(Amount Expressed in Thousands of Qatari Riyals)**

**14. Fair Value of Interest Rate Swaps:**

The Group has entered into interest rate swap agreements with several financial institutions. As at **December 31, 2021** the outstanding notional amount of swap agreements is **QR 10,188 million** (2020: QR 10,635 million) and net fair value is negative **QR 1,986 million** (2020: negative QR 2,763 million).

**15. Accounts Payable and Accruals:**

	<b>December 31, 2021</b>	December 31, 2020
Accounts payable	<b>146,252</b>	156,165
Advances from customers (Note 8)	<b>581,786</b>	604,030
Payable to shareholders (1)	<b>20,298</b>	20,323
Other accruals	<b>206,186</b>	208,079
Other liabilities-current portion (note 15.1)	<b>41,207</b>	38,955
Social and sports fund contribution (note 16)	<b>33,837</b>	29,005
Dividend payable	<b>108,016</b>	135,488
Deferred liabilities (2)	<b>265,342</b>	247,512
<b>Total</b>	<b><u>1,402,924</u></b>	<u>1,439,557</u>

(1) Cash payable to shareholders for unclaimed proceeds of their shares auctioned related to the second IPO call.

(2) This represents excess losses from joint ventures and will be adjusted with the future profits of the same joint ventures.

**15.1 Other Liabilities:**

This includes deferred income relating to excess dry docking costs, Ballast water treatment costs and proceeds from MEGI project. The excess dry dock costs will be amortized over the life of the dry docking costs. The proceeds from MEGI project & Ballast water treatment will be amortized over the useful life of related assets. The balance of non-current portion is **QR 211,963** thousands (2020: QR 244,518 thousands).

**16. Social and Sports Fund Contribution:**

Qatar Law no. 13 of 2008 requires Qatari listed shareholding companies with IPO to pay 2.5% of net profit to a social and sports fund. In pursuant to this Law and further clarifications for the Law issued in 2010, the Group has made an appropriation of **QR 33,837** thousands representing 2.5% of the net consolidated profit of the Group for the year ended **December 31, 2021** (December 31, 2020: QR 29,005 thousand). This appropriation has been presented in the consolidated statement of changes in equity.

**17. Related Party Disclosures:**

	<b>For the year ended December 31, 2021</b>	For the year ended December 31, 2020
(a) Transactions with related parties during the year are as follows:		
Loan repaid/additional loans to joint ventures-net	<b><u>592,462</u></b>	<u>(1,055,123)</u>
Interest income on loans to joint ventures	<b><u>35,201</u></b>	<u>26,791</u>
(b) Balances with related parties are as follows:		
Due from joint venture companies	<b><u>69,456</u></b>	<u>85,885</u>
Due to joint venture companies	<b><u>929</u></b>	<u>2,569</u>
(c) Key management compensation:		
Compensation of key management personnel	<b><u>10,219</u></b>	<u>9,993</u>
Board of Directors' remuneration accrued	<b><u>5,900</u></b>	<u>5,900</u>



**QATAR GAS TRANSPORT COMPANY LIMITED (NAKILAT) (QPSC)**  
**DOHA – QATAR**  
**NOTES TO THE CONSOLIDATED FINANCIAL STATEMENTS**  
**FOR THE YEAR ENDED DECEMBER 31, 2021**  
**(Amount Expressed in Thousands of Qatari Riyals)**

**18. Subsidiaries:**

Details of the Company's subsidiaries at **December 31, 2021** are as follows:

<u>Name of Subsidiaries</u>	<u>Place of Incorporation (or registration)</u>	<u>Proportion of Ownership &amp; Voting Interest</u>	<u>Principal Activity</u>
Nakilat Agency Company Navigation Limited (Q.P.J.S.C.)	Qatar	95%	Agency services
Nakilat Inc.	Marshall Islands	100%	Holding Company
-Nakilat Haloul Inc.	Marshall Islands	100%	Chartering of vessels
-Nakilat Umm Slal Inc.	Marshall Islands	100%	Chartering of vessels
-Nakilat Bu Samra Inc.	Marshall Islands	100%	Chartering of vessels
-Nakilat S.H.I. 1694 Inc.	Marshall Islands	100%	Chartering of vessels
-Nakilat S.H.I. 1695 Inc.	Marshall Islands	100%	Chartering of vessels
-Nakilat S.H.I. 1696 Inc.	Marshall Islands	100%	Chartering of vessels
-Nakilat S.H.I. 1697 Inc.	Marshall Islands	100%	Chartering of vessels
-Nakilat H.H.I. 1908 Inc	Marshall Islands	100%	Chartering of vessels
-Nakilat H.H.I. 1909 Inc.	Marshall Islands	100%	Chartering of vessels
-Nakilat H.H.I. 1910 Inc.	Marshall Islands	100%	Chartering of vessels
-Nakilat Al Ghuwairiya Inc.	Marshall Islands	100%	Chartering of vessels
-Nakilat Lijmiliya Inc.	Marshall Islands	100%	Chartering of vessels
-Nakilat Al Samriya Inc.	Marshall Islands	100%	Chartering of vessels
-Nakilat DSME 2264 Inc.	Marshall Islands	100%	Chartering of vessels
-Nakilat DSME 2265 Inc.	Marshall Islands	100%	Chartering of vessels
-Nakilat DSME 2266 Inc.	Marshall Islands	100%	Chartering of vessels
-Nakilat S.H.I. 1726 Inc.	Marshall Islands	100%	Chartering of vessels
-Nakilat S.H.I. 1751 Inc.	Marshall Islands	100%	Chartering of vessels
-Nakilat S.H.I. 1752 Inc.	Marshall Islands	100%	Chartering of vessels
-Nakilat S.H.I. 1753 Inc.	Marshall Islands	100%	Chartering of vessels
-Nakilat S.H.I. 1754 Inc.	Marshall Islands	100%	Chartering of vessels
-Nakilat DSME 2283 Inc.	Marshall Islands	100%	Chartering of vessels
-Nakilat DSME 2284 Inc.	Marshall Islands	100%	Chartering of vessels
-Nakilat DSME 2285 Inc.	Marshall Islands	100%	Chartering of vessels
-Nakilat DSME 2286 Inc.	Marshall Islands	100%	Chartering of vessels
Nakilat Maritime Corporation	Marshall Islands	100%	Holding Company
-Overseas LNG H1 Corporation	Marshall Islands	100%	Chartering of vessels
-Overseas LNG H2 Corporation	Marshall Islands	100%	Chartering of vessels
-Overseas LNG S1 Corporation	Marshall Islands	100%	Chartering of vessels
-Overseas LNG S2 Corporation	Marshall Islands	100%	Chartering of vessels
QGTC Nakilat (1643-6) Holding Corporation *	Marshall Islands	100%	Holding Company
QGTC Nakilat (2245-8) Investment Limited *	Marshall Islands	100%	Holding Company
Nakilat Marine Services Limited *	Marshall Islands	100%	Holding Company
Nakilat Shipping (Qatar) Limited	Qatar	100%	Ship Management Company
QGTC Shipping (M.I.) Inc.	Marshall Islands	100%	Shipping Company
-QGTC Cyprus Limited	Cyprus	100%	Shipping Company

\* Share capital in these subsidiaries was issued at no par value.

**QATAR GAS TRANSPORT COMPANY LIMITED (NAKILAT) (QPSC)**  
**DOHA – QATAR**  
**NOTES TO THE CONSOLIDATED FINANCIAL STATEMENTS**  
**FOR THE YEAR ENDED DECEMBER 31, 2021**  
**(Amount Expressed in Thousands of Qatari Riyals)**

**19. Earnings Per Share:**

Basic earnings per share is calculated by dividing the profit for the year by the weighted average number of ordinary shares outstanding during the year.

	<b>For the year ended December 31, 2021</b>	For the year ended December 31, 2020
Profit for the year attributable to the owners of the Company	<u>1,353,469</u>	<u>1,160,213</u>
Weighted average number of shares outstanding during the year	<u>5,540,263,600</u>	<u>5,538,779,530</u>
<b><i>Basic and diluted earnings per share (expressed in QR per share)</i></b>	<u><b>0.24</b></u>	<u>0.21</u>

There were no potentially dilutive shares outstanding at any time during the year and hence the diluted earnings per share are equal to the basic earnings per share.

**20. Financial Risk Management:**

The Group has exposure to the following risks from its use of financial instruments:

- I** Market risk
- II** Liquidity risk
- III** Credit risk

This note presents information about the Group's exposure to each of the above risks, the Group's objectives, policies and processes for measuring and managing risk, and the Group's management of capital.

The Board of Directors has overall responsibility for the establishment and oversight of the Group's risk management framework and internal audit activities. A risk management committee have been established which is responsible for developing and monitoring the Group's risk management policies. The committee reports regularly to the CEO and the Board of Directors on its activities.

**I *Market Risk***

Market risk is the risk that changes in market prices, such as interest rates, equity prices and foreign exchange rates will affect the Group's income or the value of its holdings of financial instruments.

**(a) *Interest Rate Risk***

The Group is exposed to interest rate risk as the Group borrows funds at both fixed and floating interest rates. The risk is managed by the Group by the use of interest rate swap contracts. The Group's policy is to use interest rate swap instruments on certain of its borrowings. The difference between the fixed-rate interest cost (payment) and the variable-rate interest cost (receipt) is settled periodically.

The Group seeks to minimize the effects of these risks by using derivative financial instruments to hedge interest rate fluctuation risk exposure. The use of financial derivatives is governed by the Group's policies approved by the board of directors, which provide written principles on interest rate risk, credit risk and the use of financial derivatives. The Group does not enter into or trade financial instruments, including derivative financial instruments, for speculative purposes.

The Treasury function reports periodically to the Group's management that monitors risks and policies implemented to mitigate risk exposures.

**(i) *Interest Rate Sensitivity Analysis***

The Group is exposed to interest rate risk on its bank balances, loans to joint ventures and borrowings. The table below demonstrates the sensitivity of the Group's profit to possible changes on the Group's floating interest rate of financial assets and liabilities held on **December 31, 2021**.

**QATAR GAS TRANSPORT COMPANY LIMITED (NAKILAT) (QPSC)**  
**DOHA – QATAR**  
**NOTES TO THE CONSOLIDATED FINANCIAL STATEMENTS**  
**FOR THE YEAR ENDED DECEMBER 31, 2021**  
(Amount Expressed in Thousands of Qatari Riyals)

**20. Financial Risk Management (continued):**  
**I Market Risk (continued)**  
**(a) Interest Rate Risk (continued)**  
**(i) Interest Rate Sensitivity Analysis (continued)**

The Group's sensitivity analysis has been determined based on exposure to interest rates for both derivative and non-derivative instruments at the end of the reporting period. For floating liabilities, the amount of the liability outstanding at the end of the reporting period was assumed outstanding for the whole year. All interest rate swap contracts exchanging floating rate interest amounts for fixed rate interest are designated as cash flow hedges in order to reduce the Group's cash flow exposure resulting from variable interest on borrowings. The Group's exposure to interest rate risk and the effective interest rates on its financial assets and liabilities are summarized below:

	December 31, 2021				December 31, 2020			
	<i>Fixed interest rate</i>	<i>Floating interest rate</i>	<i>Non-interest bearing</i>	<i>Total</i>	<i>Fixed interest rate</i>	<i>Floating interest rate</i>	<i>Non-interest bearing</i>	<i>Total</i>
<b>Financial assets</b>								
Bank balances and cash	-	3,156,163	283,147	3,439,310	-	2,587,591	407,872	2,995,463
Loans to joint ventures	-	668,519	-	668,519	-	1,270,571	-	1,270,571
	-	3,824,682	283,147	4,107,829	-	3,858,162	407,872	4,266,034
<b>Financial liabilities</b>								
Interest bearing loans and borrowings	(3,662,196)	(5,999,496)	-	(9,661,692)	(3,863,983)	(6,500,217)	-	(10,364,200)
Interest rate swap	(10,188,144)	-	-	(10,188,144)	(10,635,290)	-	-	(10,635,290)
	(13,850,340)	(5,999,496)	-	(19,849,836)	(14,499,273)	(6,500,217)	-	(20,999,490)
<b>Net financial assets/ (liabilities)</b>	<b>(13,850,340)</b>	<b>(2,174,814)</b>	<b>283,147</b>	<b>(15,742,007)</b>	<b>(14,499,273)</b>	<b>(2,642,055)</b>	<b>407,872</b>	<b>(16,733,456)</b>

If interest rates had been 50 basis points lower / higher and all other variables were held constant, the net effect on the profit for the year ended **December 31, 2021** would be an increase / decrease by **QR 10.8 million** (December 31, 2020: QR 13.2 million).

**QATAR GAS TRANSPORT COMPANY LIMITED (NAKILAT) (QPSC)**  
**DOHA – QATAR**  
**NOTES TO THE CONSOLIDATED FINANCIAL STATEMENTS**  
**FOR THE YEAR ENDED DECEMBER 31, 2021**  
**(Amount Expressed in Thousands of Qatari Riyals)**

**20. Financial Risk Management (continued):**

**I Market Risk (continued)**

**(a) Interest Rate Risk (continued)**

**(ii) Interest rate swap contracts**

Under interest rate swap contracts, the Group agrees to exchange the difference between fixed and floating rate interest amounts calculated on agreed notional principal amounts. Such contracts enable the Group to mitigate the risk of changing interest rates on the cash flow exposures on the issued variable rate debt. The fair value of interest rate swaps is calculated as the present value of the estimated future cash flows quoted by the respective swap counter parties.

The following table details the notional principal amounts and remaining terms of interest rate swap contracts outstanding as at reporting date:

***Cash flow hedges***

	<i>Average contracted fixed interest rate</i>		<i>Notional principal amount outstanding</i>		<i>Fair value</i>	
	<b>2021</b>	<b>2020</b>	<b>2021</b>	<b>2020</b>	<b>2021</b>	<b>2020</b>
<b><i>Outstanding receive floating</i></b>						
<b><i>Pay fixed contracts</i></b>	<b>%</b>	<b>%</b>	<b>QR (million)</b>	<b>QR (million)</b>	<b>QR (million)</b>	<b>QR (million)</b>
Less than 1 year	--	--	--	--	--	--
1 to 2 years	--	--	--	--	--	--
2 to 5 years	--	--	--	--	--	--
5 years and above	<b>5.255</b>	5.255	<b>10,188</b>	10,635	<b>(1,986)</b>	(2,763)

In addition to the above, the Group has also accounted for its share of the negative fair value of interest rate swaps relating to Joint Ventures amounting to **QR 34 million** as of **December 31, 2021** (2020: negative fair value of QR 169 million).

The interest rate swap settles semi annually. The floating rate on interest rate swaps is LIBOR. The Group will settle the difference between the fixed and floating rate on a net basis.

The majority of interest rate swap contracts exchanging floating rate interest amounts for fixed rate interest amounts are designated as cash flow hedges in order to reduce the Group's cash flow exposure resulting from variable interest rates on borrowings. The interest rate swaps and the interest payments on the loan occur simultaneously.

**(b) Equity price risk**

The Group is subject to equity price risk in relation to equity investments. The Group evaluates the current market value and other factors including normal volatility in share price for quoted equities and other relevant factors in order to manage its market risk.

A 10% increase or decrease in market value of the Group's portfolio of equity investments at the reporting date is expected to result in an increase or decrease of **QR 16.27 million** (2020: QR 12.04 million) in the assets and equity of the Group.

**(c) Currency risk**

Currency risk is the risk that the value of financial instruments will fluctuate due to changes in foreign exchange rates. The significant foreign currency transactions are denominated in United States Dollar ("USD") which is pegged with the functional currency of the Company. Therefore, the Management is of the opinion that the Group's exposure to currency risk is minimal.

**QATAR GAS TRANSPORT COMPANY LIMITED (NAKILAT) (QPSC)**  
**DOHA – QATAR**  
**NOTES TO THE CONSOLIDATED FINANCIAL STATEMENTS**  
**FOR THE YEAR ENDED DECEMBER 31, 2021**  
**(Amount Expressed in Thousands of Qatari Riyals)**

**20. Financial Risk Management (continued):**

**II Liquidity Risk**

Liquidity risk is the risk that the Group will not be able to meet its financial obligations as they fall due. The Group's approach to managing liquidity is to ensure, as far as possible, that it will always have sufficient liquidity to meet its liabilities when due, under both normal and stressed conditions, without incurring unacceptable losses or risking damage to the Group's reputation.

The ultimate responsibility for liquidity risk management rests with the Board of Directors, which has built an appropriate liquidity risk management framework for the management of the Group's short, medium and long-term funding and liquidity management requirements. The Group manages liquidity risk by maintaining adequate reserves, banking facilities and reserve borrowing facilities, by continuously monitoring forecast and actual cash flows and matching the maturity profiles of financial assets and liabilities.

The following are the contractual maturities of non-derivative financial liabilities including finance cost payments and excluding the impact of netting agreements, if any:

**Non-Derivative Financial Liabilities**

<b>31 December 2021</b>	<b>Carrying Amounts</b>	<b>Less than 1 year</b>	<b>1-5 years</b>	<b>Over 5 Years</b>
Borrowings	19,849,836	1,707,139	7,052,260	11,090,437
Lease liability	52,313	5,787	23,294	23,232
Accounts payable	1,196,738	1,196,738	-	-
Due to joint venture companies	929	929	-	-
	<b>21,099,816</b>	<b>2,910,593</b>	<b>7,075,554</b>	<b>11,113,669</b>

<b>31 December 2020</b>	<b>Carrying Amounts</b>	<b>Less than 1 year</b>	<b>1-5 years</b>	<b>Over 5 Years</b>
Borrowings	20,999,490	1,164,764	16,722,385	3,112,341
Lease liability	65,669	8,088	26,838	30,743
Accounts payable	1,231,478	1,231,478	-	-
Due to joint venture companies	2,569	2,569	-	-
	<b>22,299,206</b>	<b>2,406,899</b>	<b>16,749,223</b>	<b>3,143,084</b>

**III Credit risk**

Credit risk is the risk of financial loss to the Group if a customer or counterparty to a financial instrument fails to meet its contractual obligations, and arises principally from the Group's receivables from customers, loans and receivable from joint venture companies and bank balances.

**QATAR GAS TRANSPORT COMPANY LIMITED (NAKILAT) (QPSC)**  
**DOHA – QATAR**  
**NOTES TO THE CONSOLIDATED FINANCIAL STATEMENTS**  
**FOR THE YEAR ENDED DECEMBER 31, 2021**  
**(Amount Expressed in Thousands of Qatari Riyals)**

**20. Financial Risk Management (continued):**

***Exposure to credit risk***

The Group's maximum exposure to credit risk for the components of the consolidated statement of financial position as at December 31, 2021 and 2020 is the carrying amounts as illustrated below.

	<u>Note</u>	<u>Carrying amount</u>	
		<u>December 31, 2021</u>	<u>December 31, 2020</u>
Loans to joint venture companies	<b>6</b>	<b>668,519</b>	1,270,571
Equity investments	<b>7</b>	<b>162,702</b>	120,386
Due from joint venture companies	<b>17(b)</b>	<b>69,456</b>	85,885
Trade and other receivables	<b>8</b>	<b>775,086</b>	788,952
Bank balances	<b>9</b>	<b>3,438,803</b>	2,994,962
<b>Total</b>		<b>5,114,566</b>	5,260,756

***Bank balances***

The bank balances are held with banks, which have good, accredited credit ratings (not below BBB) from independent international rating agencies.

Impairment on bank balances has been measured on a 12-month expected loss basis and reflects the short maturities of the exposures. The Group considers that its bank balances have low credit risk based on the external credit ratings of the counterparties.

***Loans and due from joint venture companies***

The maximum exposure to credit risk for loans and due from related parties at the reporting date was equal to the amount disclosed in the consolidated statement of financial position. Management believes that there is limited credit risk from the receivable from joint venture companies because these counterparties are under the control of the ultimate parent company, who is financially healthy.

***Trade receivables***

The Group seeks to limit its credit risk with respect to customers by setting credit limits for individual customers and monitoring outstanding receivables. Credit evaluations are performed on all customers requiring credit and are approved by the Group's management.

The Group uses an allowance matrix to measure the ECLs of trade receivables from customers.

Loss rates are calculated using a simplified approach method defined under IFRS 9, which is based on the probability of a receivable progressing through successive stages of delinquency to write-off.

**Fair Value of Financial Instruments**

The fair value of equity investments is derived from quoted market prices in an active market. The fair value of interest rate swaps is calculated as the present value of the estimated future cash flows quoted by the respective swap counter parties. The fair value of other financial instruments approximates their carrying value.

**QATAR GAS TRANSPORT COMPANY LIMITED (NAKILAT) (QPSC)**  
**DOHA – QATAR**  
**NOTES TO THE CONSOLIDATED FINANCIAL STATEMENTS**  
**FOR THE YEAR ENDED DECEMBER 31, 2021**  
**(Amount Expressed in Thousands of Qatari Riyals)**

**20. Financial Risk Management (continued):**

***Fair Value Hierarchy***

As at December 31, the Group held the following financial instruments measured at fair value.

The Group uses the following hierarchy for determining and disclosing the fair value of financial instruments by valuation technique:

Level 1: quoted (unadjusted) prices in active markets for identical assets or liabilities.

Level 2: other techniques for which all inputs which have a significant effect on the recorded fair value are observable, either directly or indirectly.

Level 3: techniques which use inputs which have a significant effect on the recorded fair value that is not based on observable market data.

<b>31 December 2021</b>	<b>Level 1</b>	<b>Level 2</b>	<b>Level 3</b>	<b>Total</b>
<b>Financial assets measured at fair value:</b>				
Equity investments	<b>162,702</b>	-	-	<b>162,702</b>
<b>Financial liabilities measured at fair value:</b>				
Interest rate swaps used for hedging	-	<b>1,986,150</b>	-	<b>1,986,150</b>
<b>31 December 2020</b>				
<b>Financial assets measured at fair value:</b>				
Equity investments	120,386	-	-	120,386
<b>Financial liabilities measured at fair value:</b>				
Interest rate swaps used for hedging	-	2,762,905	-	2,762,905

**21. Capital Management:**

The Group manages its capital to ensure that it will continue as a going concern while maximizing the return to stakeholders through the optimization of invested capital. The capital structure of the Group consists of debt and equity comprising issued share capital, legal reserve, fair value reserve, non-controlling interests, hedging reserve and retained earnings.

***Gearing ratio***

The Group's management reviews the capital structure on a regular basis. The gearing ratio at the year-end was as follows:

	<b>Note</b>	<b>December 31, 2021</b>	<b>December 31, 2020</b>
Total debt (Borrowings)	<b>13</b>	<b>19,849,836</b>	20,999,490
Cash and cash equivalents	<b>9.1</b>	<b>(1,400,966)</b>	(1,600,675)
<b>Net debt</b>		<b>18,448,870</b>	19,398,815
Equity before hedging reserve and non-controlling interests		<b>10,782,598</b>	10,028,595
Add: Non-controlling interests		<b>7,644</b>	6,889
<b>Adjusted Equity (i)</b>		<b>10,790,242</b>	10,035,484
<b>Net debt to adjusted equity ratio</b>		<b>171%</b>	193%

(i) Adjusted equity includes all equity except negative cash flow hedge reserve of the Group.



**QATAR GAS TRANSPORT COMPANY LIMITED (NAKILAT) (QPSC)**  
**DOHA – QATAR**  
**NOTES TO THE CONSOLIDATED FINANCIAL STATEMENTS**  
**FOR THE YEAR ENDED DECEMBER 31, 2021**  
**(Amount Expressed in Thousands of Qatari Riyals)**

---

**22. Commitments and Contingencies:**

**(A) Swap Commitments:**

The Group has entered into several interest rate swap contracts in respect of interest payable on the variable interest rate bearing loans.

**(B) Guarantees, Letter of Credit and Commitments:**

**(i) Cross Guarantees**

The Company has issued cross guarantees to the various banks with regard to loans and interest rate swaps.

**(ii) Bank Guarantees at December 31, 2021** amounted to **QR 7.9 million** (2020: QR 7.9 million).

**(iii) Letters of Credits and Guarantees** including the share from joint ventures at **December 31, 2021** amounted to **QR 32.9 million** (2020: QR 29.4 million).

**(iv) Capital commitments** including the share from joint ventures at **December 31, 2021** amounted to **QR 339.2 million** which mainly relates to acquisition of LNG vessels (2020: QR 517.9 million).

**(C) Time Charter:**

The Group entered into various time charter agreements with time charterer parties for the time charter of its vessels for an initial term of approximately 25 years from delivery date of each vessel with an option to renew.

**23. Critical Accounting Estimates and Judgments:**

In application of the Group's accounting policies, which are described in **note 3** management is required to make certain judgments about the carrying amounts of assets and liabilities that are not readily apparent from other sources. The associated assumptions are based on factors that are considered to be relevant. Actual results may differ from these estimates. The underlying assumptions are reviewed on an ongoing basis.

The following critical judgments were made by management in the process of applying the Group's accounting policies that have the most significant effect on the amounts recognized in these consolidated financial statements.

**(i) Useful life, residual value and impairment of property and equipment:**

As described in **note 3.2(b)**, the Group's management reviews the estimated useful life and residual value of the property and equipment at the end of each annual reporting period. Management also performs impairment test for property and equipment when there is an indicator for impairment.

Management estimates the useful lives and residual value for the Group's vessels based on historical experience and other factors, including the tonnage value and the expectation of the future events that are believed to be reasonable under the circumstances.

**QATAR GAS TRANSPORT COMPANY LIMITED (NAKILAT) (QPSC)**  
**DOHA – QATAR**  
**NOTES TO THE CONSOLIDATED FINANCIAL STATEMENTS**  
**FOR THE YEAR ENDED DECEMBER 31, 2021**  
**(Amount Expressed in Thousands of Qatari Riyals)**

---

**23. Critical Accounting Estimates and Judgments (continued):**

**(ii) Impairment of receivables:**

The impairment model of IFRS 9 requires forward looking information, which is based on assumptions for the future movement of different economic drivers and how these drivers will affect each other. Accordingly, management has assigned probability of default to various categories of receivables. Probability of default constitutes a key input in measuring an ECL and entails considerable judgment; it is an estimate of the likelihood of default over a given time horizon, the calculation of which includes historical data, assumptions and expectations of future conditions.

In the previous year, the impairment review on trade receivables was performed only for receivables for which management had an indication for impairment that also entailed significant judgment. It was determined with reference to past default experience of a counterparty and an analysis of the counterparty's financial situation.

**(iii) Fair value and hedge effectiveness of cash flow hedges:**

Fair value of hedges is derived based on confirmation from banks. Management performs an independent check to assess the accuracy of the fair values. Management also reviews its hedging relationship between the interest rate swaps and the underlying loans on a regular basis. The hedge was found to be highly effective. As a result, the fair value of the derivative (negative **QR 1,986 million**) is recorded in equity under hedging reserve.

**(iv) Classification of lease:**

Lease classification is determined by Management at the inception of the lease. Changes to the particulars of a lease after inception, other than by renewing the lease, which would have resulted in a different classification of the lease had the revised terms been in effect at the inception of the lease, should be considered at the inception of a revised agreement over the remaining term.

Management has applied judgments for the classification of its lease arrangements based on the following primary indicators;

- transfer of ownership of the asset at the end of the lease term;
- option to purchase the leased asset at a price that is sufficiently lower than the fair value at the date of the purchase;
- term of the lease is for the major part of the economic life of the asset;
- present value of the minimum lease payments which is calculated based on rate of return implicit in the lease and fair value of the leased asset;
- nature of the asset including its specialization, purpose of creation for the lessee and requirements for major modification to be used by other lessee;
- The lease term is considered as firm period as per the contract based on the available information.

Key estimates used by Management include calculation of IRR, useful life and salvage value.

**(v) COVID-19:**

The ongoing outbreak of the coronavirus disease (COVID-19) was declared a pandemic by the World Health Organization in March 2020. The underlying demand for the Group's services has been largely unaffected. However, the ultimate disruption which may be caused by the outbreak is uncertain. The management of the Group continues to closely monitor the COVID-19 situation although at this point in time, the management is not aware of any factors that are expected to change the impact of the pandemic on the Group's operations in the foreseeable future.

**QATAR GAS TRANSPORT COMPANY LIMITED (NAKILAT) (QPSC)**  
**DOHA – QATAR**  
**NOTES TO THE CONSOLIDATED FINANCIAL STATEMENTS**  
**FOR THE YEAR ENDED DECEMBER 31, 2021**  
**(Amount Expressed in Thousands of Qatari Riyals)**

---

**24. Operating Lease Revenue:**

The Group has various lease agreements for wholly owned LNG vessels. The charter revenues of these vessels are accounted for as operating leases. The future minimum rental receivables under non-cancellable operating leases are as follows:

	<u>December 31,</u> <u>2021</u>	<u>December 31,</u> <u>2020</u>
Not later than 1 year	3,536,184	3,512,533
Later than 1 year but not later than 5 years	14,154,425	14,059,756
Later than 5 years	26,216,081	29,553,384
<b>Total</b>	<b><u>43,906,690</u></b>	<b><u>47,125,673</u></b>

**25. Operating Costs:**

Operating cost mainly includes running and maintenance costs for vessels.

**26. General and administrative expenses:**

	<u>For the Year</u> <u>Ended</u> <u>December 31,</u> <u>2021</u>	<u>For the Year</u> <u>Ended</u> <u>December 31,</u> <u>2020</u>
Employees Costs	65,519	63,170
Rent, utilities & others	10,902	2,774
Depreciation	6,062	14,431
Professional fee-audit, legal & others	8,316	6,330
Directors' fee / AGM expenses	6,519	6,743
<b>Total</b>	<b><u>97,318</u></b>	<b><u>93,448</u></b>

**27. Events after the reporting date:**

There are no material events subsequent to the reporting date, which have a bearing on the understanding of these consolidated financial statements.

**28. Comparative amounts:**

The comparative figures for the previous period have been reclassified where necessary, in order to conform to the current year's presentation. Such reclassification does not affect the previously reported net profits or net assets.